

Fact sheet

Aboriginal Year 12 completers and early school leavers

2020 NSW Post-School Destinations and Experiences Survey

This fact sheet provides a high-level overview of findings from the 2020 NSW Secondary Students' Post-School Destinations and Experiences Survey relating to two different cohorts of Aboriginal recent school leavers: Year 12 completers and early school leavers.

This fact sheet was produced in collaboration with the Aboriginal Outcomes and Partnerships Directorate.

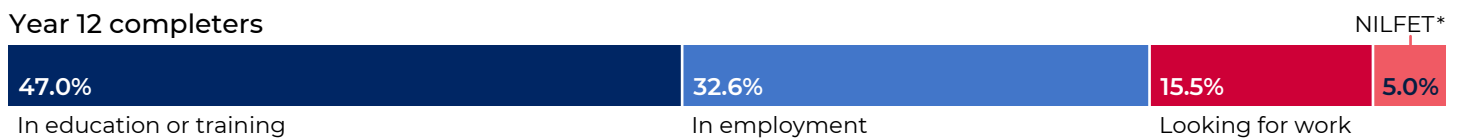
Survey sample

- In 2020, 1,122 Aboriginal Year 12 completers and 694 Aboriginal early school leavers completed the survey.
- For non-Aboriginal students, 17,743 Year 12 completers and 5,284 early school leavers also completed the survey in 2020.
- Sociodemographic characteristics were similar between Aboriginal survey completers and non-completers, indicating that survey findings are representative of the population of Aboriginal recent school leavers.
- Response rates for both cohorts have remained fairly stable from 2014 to 2020. The response rates have ranged from 43.2% to 51.2% for Aboriginal Year 12 completers and 21% to 29.4% for Aboriginal early school leavers.

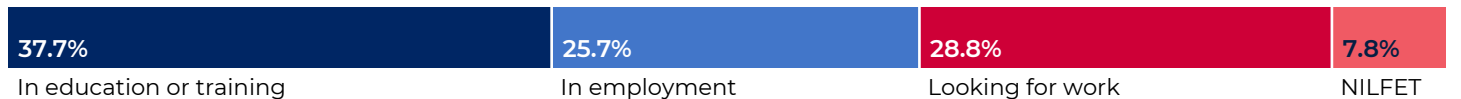
Post-school destinations of Aboriginal school leavers in 2020

In 2020, 79.6% of Aboriginal Year 12 completers and 63.4% of Aboriginal early school leavers were in education, training or employment.

Year 12 completers



Early school leavers



Post-school destinations of non-Aboriginal school leavers in 2020

In 2020, 89.4% of non-Aboriginal Year 12 completers and 78.7% of non-Aboriginal early school leavers were in education, training or employment.

Year 12 completers



Early school leavers



* NILFET means not in the labour force, education or training.

Post-school destinations of Aboriginal Year 12 completers in 2020



21.1% Bachelor	4.7% VET Cert IV+	6.1% VET Cert III	1.3% VET Cert I-II	6.6% Apprenticeship	7.2% Traineeship
▼ down 2.0 percentage points since 2014	▼ down 2.2 percentage points since 2014	no change since 2014	▼ down 3.2 percentage points since 2014	▼ down 2.2 percentage points since 2014	▼ down 1.2 percentage points since 2014



10.1% Full-time work	22.5% Part-time work
no change since 2014	▲ up 4.7 percentage points since 2014

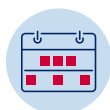
The proportion of Aboriginal Year 12 completers in education or training has **decreased since 2014**, while the proportion of Aboriginal Year 12 completers in employment has **remained stable since 2014**.

There were **no differences** in the post-school destinations of Aboriginal Year 12 completers between 2019 and 2020.

Post-school destinations of Aboriginal early school leavers in 2020



0.3% Bachelor	3.3% VET Cert IV+	6.7% VET Cert III	2.9% VET Cert I-II	17.8% Apprenticeship	6.8% Traineeship
no change since 2014	▼ down 0.3 percentage points since 2014	▲ up 0.3 percentage points since 2014	▼ down 8.3 percentage points since 2014	▲ up 4.3 percentage points since 2014	▲ up 2 percentage points since 2014

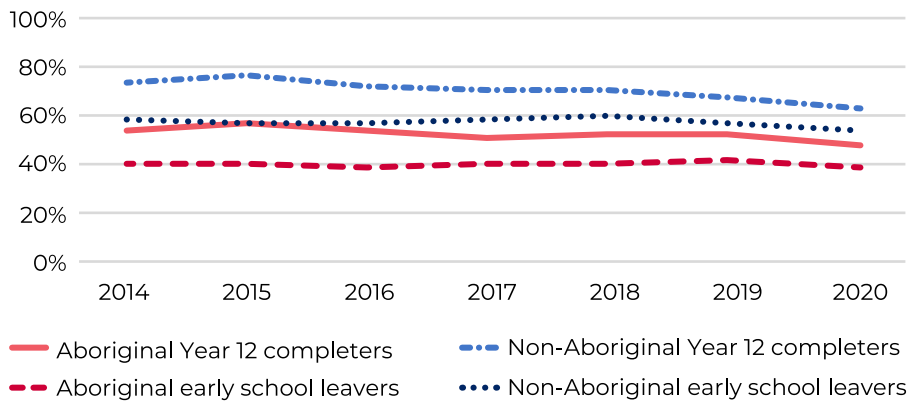


8.4% Full-time work	17.3% Part-time work
▲ up 5.2 percentage points since 2014	▲ up 6 percentage points since 2014

The proportion of Aboriginal early school leavers in employment has **increased since 2014**, while the proportion of Aboriginal early school leavers looking for work has **decreased since 2014**.

There were **no differences** in the post-school destinations of Aboriginal early school leavers between 2019 and 2020.

In education or training



The proportion of:

- Aboriginal Year 12 completers
 - non-Aboriginal Year 12 completers
 - non-Aboriginal early school leavers
- in education or training has **decreased over time**.

The proportion of Aboriginal early school leavers in education or training has **remained stable over time**.

Education changes: Aboriginal Year 12 completers



7.5 percentage point decrease entering **business and management studies** since 2014 (from 11.7% to 4.2%).

Education changes: Aboriginal early school leavers

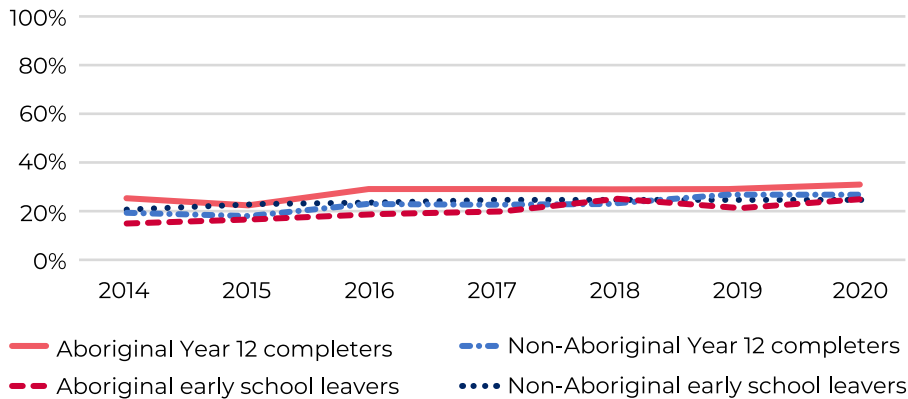


6.0 percentage point decrease entering **business and management studies** since 2014 (from 9.7% to 3.7%).



5.3 percentage point increase entering **building studies** since 2014 (from 10.3% to 15.6%).

In employment



The proportion of:

- Aboriginal early school leavers
 - non-Aboriginal Year 12 completers
 - non-Aboriginal early school leavers
- in employment has **increased over time**.

The proportion of Aboriginal Year 12 completers in employment has **remained stable over time**.

Employment changes: Aboriginal Year 12 completers



4.7 percentage point decrease entering a **sales assistants and salespersons** role since 2014 (from 23.5% to 18.8%).



There was a 6.0 percentage point decrease in **hospitality** workers between 2019 and 2020 (from 18.2% to 12.2%).

Employment changes: Aboriginal early school leavers



5.2 percentage point increase in **sales support** workers between 2019 and 2020 (from 8.3% to 13.5%).

What are the subgroup differences in destinations of Aboriginal Year 12 completers and early school leavers?

Year 12 completers

Females more likely to be in a:

-  Bachelor degree
-  VET certificate IV+
-  VET certificate III


Males more likely to be in an:

-  Apprenticeship
-  Full-time work


Students with **higher parental SES*** more likely to be in a:

-  Bachelor degree

Students with **lower parental SES** more likely to be in a:

-  VET certificate III

Government school students more likely to be:

-  Looking for work


Non-government school students more likely to be in a:

-  Bachelor degree

Students living in **Greater Sydney** more likely to be in a:

-  Bachelor degree

Students living in the **Rest of NSW** more likely to be in a:

-  VET certificate III

* SES means socio-economic status.

Top 5 areas of education Aboriginal Year 12 completers entered post-school in 2020:

1. Teacher education
2. Nursing
3. Human welfare studies and services
4. Business and management
5. Biological sciences

Top 5 work roles Aboriginal Year 12 completers entered post-school in 2020:


1. Sales assistants and salespersons
2. Hospitality workers
3. Sales support workers
4. Storepersons
5. Carers and aides

Early school leavers


Males more likely to be in an:

-  Apprenticeship

Students with **lower parental SES** more likely to be:

-  Looking for work

Government school students more likely to be:

-  VET certificate I-II

There were no significant differences between students living in **Greater Sydney** or the **Rest of NSW**.

Top 5 areas of education Aboriginal early school leavers entered post-school in 2020:

1. Building
2. Human welfare studies and services
3. Food and hospitality
4. Automotive engineering and technology
5. Mechanical and industrial engineering and technology


Top 5 work roles Aboriginal early school leavers entered post-school in 2020:

1. Sales support workers
2. Sales assistants and salespersons
3. Food preparation assistants
4. Hospitality workers
5. Farm, forestry and garden workers

Centre for Education Statistics and Evaluation

GPO Box 33, Sydney NSW 2001, Australia

 02 7814 1527

 info@cese.nsw.gov.au

 education.nsw.gov.au/cese

 yammer.com/det.nsw.edu.au

This work is licensed under the [Creative Commons Attribution 4.0 International License](https://creativecommons.org/licenses/by/4.0/)

