

Fact sheet

Year 12 completers and early school leavers living in the Rest of NSW

2020 NSW Post-School Destinations and Experiences Survey

This fact sheet provides a high-level overview of findings from the 2020 NSW Post-School Destinations and Experiences Survey relating to two different cohorts of NSW recent school leavers living in areas outside of Greater Sydney: Year 12 completers and early school leavers.

We use a binary region variable comprising categories 'Greater Sydney' and 'Rest of NSW' throughout this fact sheet. For more information about this region variable, refer to page 5.

Survey sample

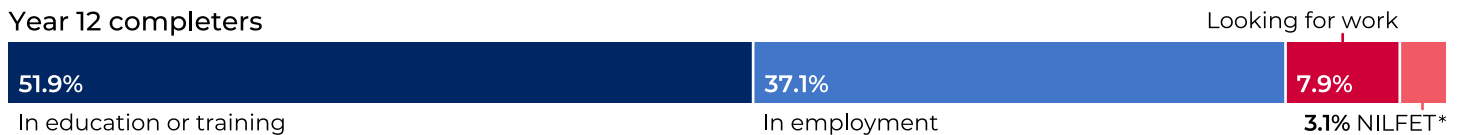
There were 24,842 recent school leavers who completed the survey in 2020. Of these:

- 7,517 Year 12 completers and 3,086 early school leavers were living in the Rest of NSW.
- 11,348 Year 12 completers and 2,892 early school leavers were living in Greater Sydney.

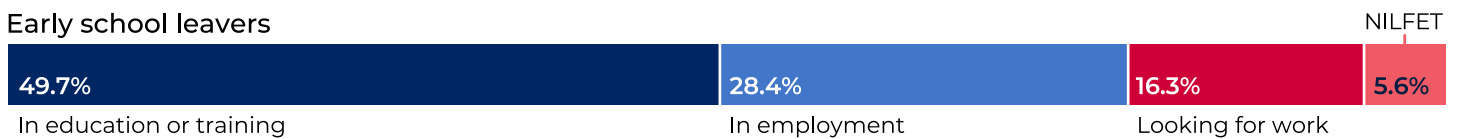
Post-school destinations of school leavers living in the Rest of NSW in 2020

Of the recent school leavers living in the Rest of NSW in 2020, 89.0% of Year 12 completers and 78.1% of early school leavers were in education, training or employment.

Year 12 completers



Early school leavers



Post-school destinations of school leavers living in Greater Sydney in 2020

Of the recent school leavers living in Greater Sydney in 2020, 89.0% of Year 12 completers and 75.4% of early school leavers were in education, training or employment.

Year 12 completers



Early school leavers



* NILFET means not in the labour force, education or training.

Post-school destinations of Year 12 completers living in the Rest of NSW in 2020



30.2% Bachelor	4.2% VET Cert IV+	4.0% VET Cert III	1.4% VET Cert I-II	6.2% Apprenticeship	5.9% Traineeship
▼ down 4.0 percentage points since 2014	▼ down 3.6 percentage points since 2014	▲ up 1.0 percentage points since 2014	▼ down 1.5 percentage points since 2014	▼ down 1.8 percentage points since 2014	▼ down 0.5 percentage points since 2014



13.2% Full-time work	23.9% Part-time work
▲ up 3.6 percentage points since 2014	▲ up 4.4 percentage points since 2014

The proportion of Year 12 completers living in the Rest of NSW who enter employment has **increased over time**, while the proportion entering education and training has **decreased over time**.

Post-school destinations of early school leavers living in the Rest of NSW in 2020



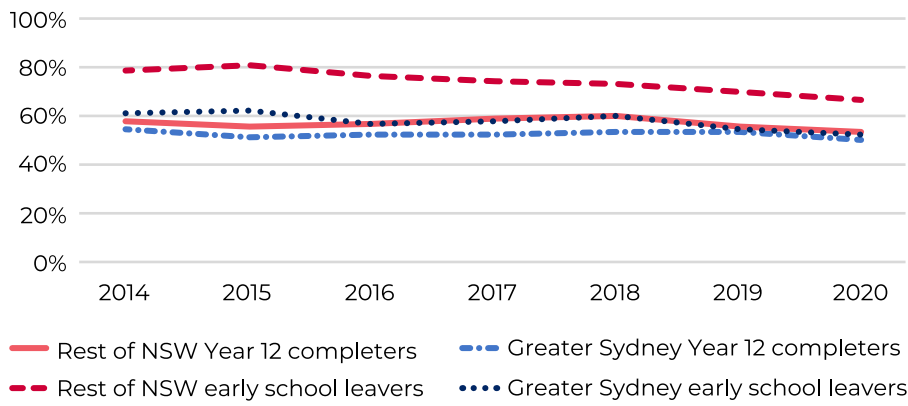
1.0% Bachelor	4.1% VET Cert IV+	8.4% VET Cert III	2.8% VET Cert I-II	26.5% Apprenticeship	6.9% Traineeship
▲ up 0.4 percentage points since 2014	▼ down 1.2 percentage points since 2014	▲ up 0.8 percentage points since 2014	▼ down 5.3 percentage points since 2014	▲ up 1.2 percentage points since 2014	▼ down 0.4 percentage points since 2014



10.4% Full-time work	18.1% Part-time work
▲ up 1.5 percentage points since 2014	▲ up 4.8 percentage points since 2014

The proportion of early school leavers living in the Rest of NSW who enter employment has **increased over time**, while the proportion in education and training has **decreased over time**.

In education or training



The proportion of:

- Year 12 completers living in the Rest of NSW
- early school leavers living in the Rest of NSW
- Greater Sydney Year 12 completers
- Greater Sydney early school leavers in education or training has **decreased over time**.

Education changes:

Year 12 completers living in the Rest of NSW

There were no differences in the areas of education. Year 12 completers living in the Rest of NSW have entered since 2014.

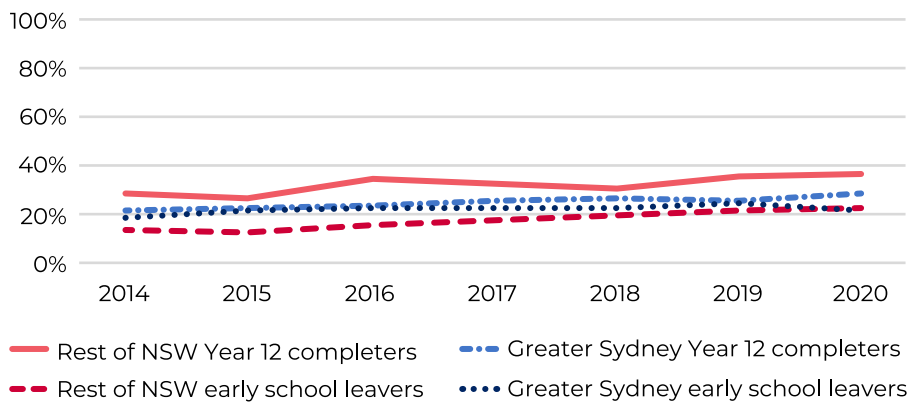
Education changes:

Early school leavers living in the Rest of NSW



4.1 percentage point decrease in **general education programs** since 2014 (from 6.2% to 2.2%).

In employment



The proportion of:

- Year 12 completers living in the Rest of NSW
- early school leavers living in the Rest of NSW
- Greater Sydney Year 12 completers
- Greater Sydney early school leavers in education has **increased over time**.

Employment changes:

Year 12 completers living in the Rest of NSW



4.9 percentage point decrease in entering a **sales support** worker role since 2014 (from 12.9% to 8.0% of employed completers).

Employment changes:

Early school leavers living in the Rest of NSW



5.5 percentage point decrease in entering a **sales support** worker role since 2014 (from 14.8% to 9.3%).






4.4 percentage point decrease in entering a **sales assistants and salespersons** role since 2014 (from 18.4% to 14.0%).




What are the subgroup differences in destinations of Year 12 completers and early school leavers living in the Rest of NSW?

Year 12 completers

Females more likely to be in a:

-  Bachelor degree
-  VET certificate III
-  Traineeship





Males more likely to be in an:

-  Apprenticeship
-  Full-time work
-  Looking for work





Students with higher parental SES* more likely to be in a:

-  Bachelor degree

Students with lower parental SES more likely to be in a:

-  VET certificate III
-  Apprenticeship
-  Looking for work
-  NILFET

Government school students more likely to be:

-  VET certificate III
-  Part-time work
-  Looking for work
-  NILFET

Non-government school students more likely to be in a:

-  Bachelor degree

Aboriginal students more likely to be in a:

-  VET certificate III
-  Looking for work

Non-Aboriginal students more likely to be in a:

-  Bachelor degree

Top 5 areas of education Year 12 completers living in the Rest of NSW entered post-school in 2020:







1. Teacher education
2. Nursing
3. Business and management
4. Biological sciences
5. Law

Top 5 work roles Year 12 completers living in the Rest of NSW entered post-school in 2020:

1. Sales assistants and salespersons
2. Hospitality workers
3. Sales support workers
4. Food preparation assistants
5. Storepersons

Early school leavers



Females more likely to be in a:

-  Bachelor degree
-  VET certificate IV+
-  VET certificate III
-  Traineeship
-  Part-time work
-  NILFET

Males more likely to be in an:

-  Apprenticeship


Students with higher parental SES more likely to be in a:

-  VET certificate IV+
-  Apprenticeship



Students with lower parental SES more likely to be in:

-  Full-time work
-  Looking for work

Government school students more likely to be:

-  Looking for work
-  NILFET

Non-government school students more likely to be in a:

-  VET certificate IV+
-  Apprenticeship

Aboriginal students more likely to be:

-  Looking for work

Non-Aboriginal students more likely to be in an:

-  Apprenticeship

* SES means socio-economic status.

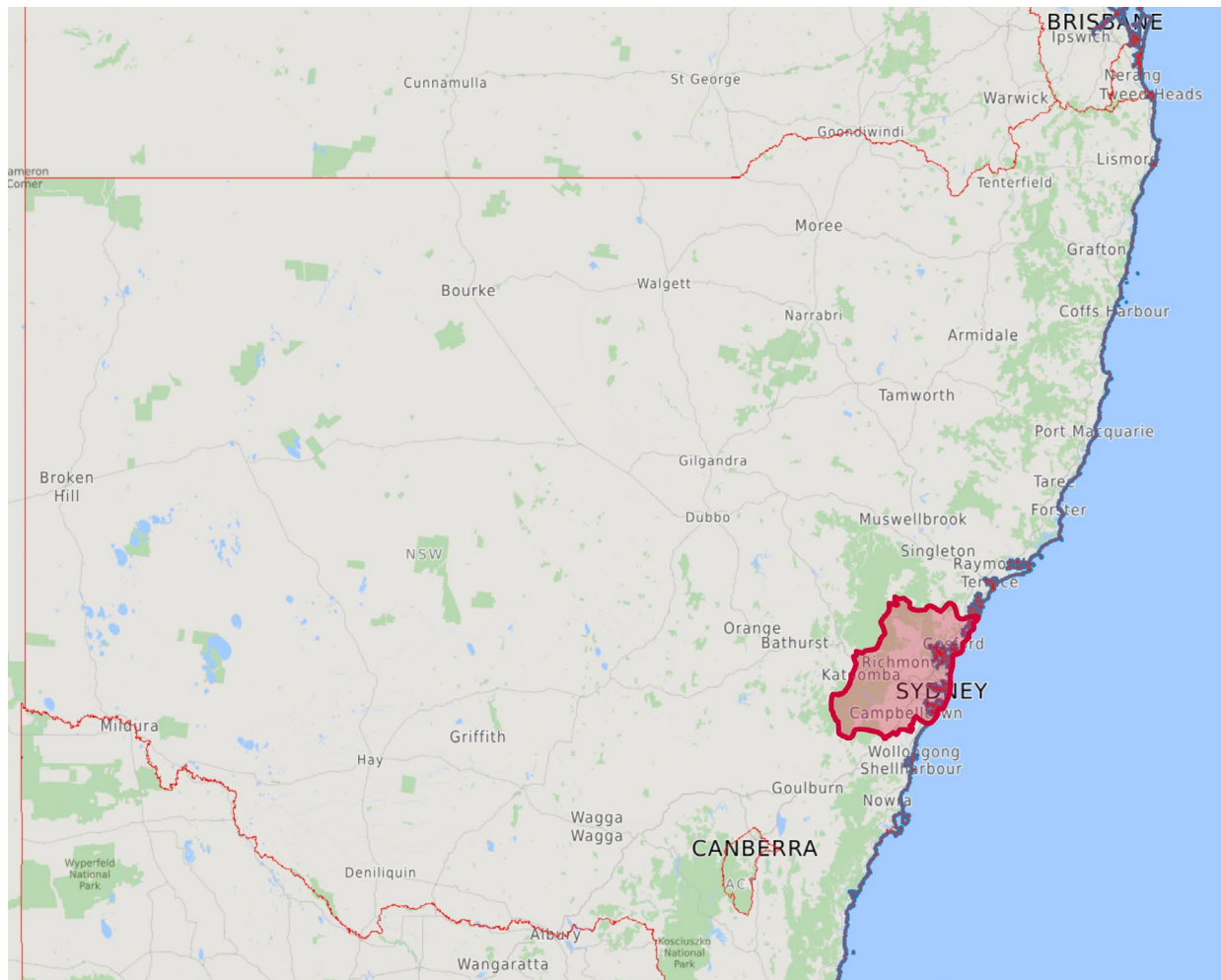
Top 5 areas of education early school leavers living in the Rest of NSW entered post-school in 2020:

1. Building
2. Automotive engineering and technology
3. Human welfare studies and services
4. Mechanical and industrial engineering and technology
5. Electrical and electronic engineering and technology

Top 5 work roles early school leavers living in the Rest of NSW entered post-school in 2020:

1. Sales assistants and salespersons
2. Food preparation assistants
3. Hospitality workers
4. Sales support workers
5. Construction and mining labourers

Defining Greater Sydney and the Rest of NSW



 **Greater Sydney region** [Source: ABS Maps Greater Sydney (GCCSA)]

The region variable used in this fact sheet was constructed from the Australian Bureau of Statistics (ABS) standard category, 'Statistical Area 4 groupings' (SA4 groupings), and the Greater Capital City Statistical Areas (GCCSA) classification. The department uses the 11-group SA4 groupings category for reporting and publishing its own data (NSW Government, 2020)*. To increase interpretability the ABS also assigns these 11 groups to 2 categories: 'Greater Sydney' and 'Rest of NSW' (that is, outside of Greater Sydney).

* NSW Government (2020) *NSW government schools by remoteness and SA4 grouping (2014-2019)*, NSW Education Data Hub website, accessed 28 January 2021.

Centre for Education Statistics and Evaluation

GPO Box 33, Sydney NSW 2001, Australia

Visit our website to subscribe to the CESE newsletter

 02 7814 1527

 education.nsw.gov.au/cese

 info@cese.nsw.gov.au

 yammer.com/det.nsw.edu.au

This work is licensed under the [Creative Commons Attribution 4.0 International License](https://creativecommons.org/licenses/by/4.0/)