

Fact sheet

Year 12 completers and early school leavers who reported having a disability and/or additional learning needs

2021 NSW Post-School Destinations and Experiences Survey

This fact sheet provides an overview of key findings from the 2021 NSW Post-School Destinations and Experiences Survey. Results are presented for Year 12 completers and early school leavers who self-reported having a disability and/or additional learning needs.

Survey sample

In 2021, 5,022 (14.0%) Year 12 completers and 1,509 (23.3%) early school leavers reported having a disability and/or additional learning needs.

Of the 6,531 recent school leavers who reported having a disability and/or additional learning needs:

- 2,039 reported a cognitive disability
- 336 reported a physical disability

- 512 reported a sensory disability
- 4,732 reported a social or emotional disability
- 336 reported 'other' disability.

In 2021, there were 30,894 (86.0%) Year 12 completers and 4,963 (76.7%) early school leavers who did not report having a disability and/or additional learning needs.

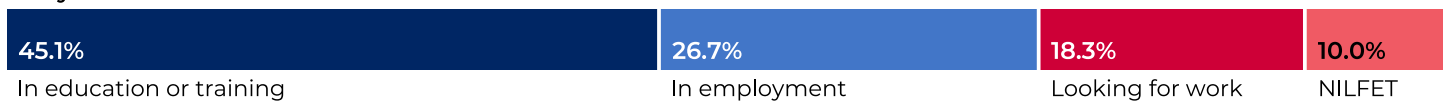
Post-school destinations of school leavers who reported having a disability and/or additional learning needs

In 2021, 85.0% of Year 12 completers and 71.7% of early school leavers who reported having a disability and/or additional learning needs were in education, training or employment.

Year 12 completers



Early school leavers



Post-school destinations of school leavers who did not report having a disability and/or additional learning needs

In 2021, 94.8% of Year 12 completers and 86.1% of early school leavers who did not report having a disability and/or additional learning needs were in education, training or employment.

Year 12 completers




Early school leavers



* NILFET means not in the labour force, education or training.

Post-school destinations of Year 12 completers in 2021

Year 12 completers who reported having a disability and/or additional learning needs



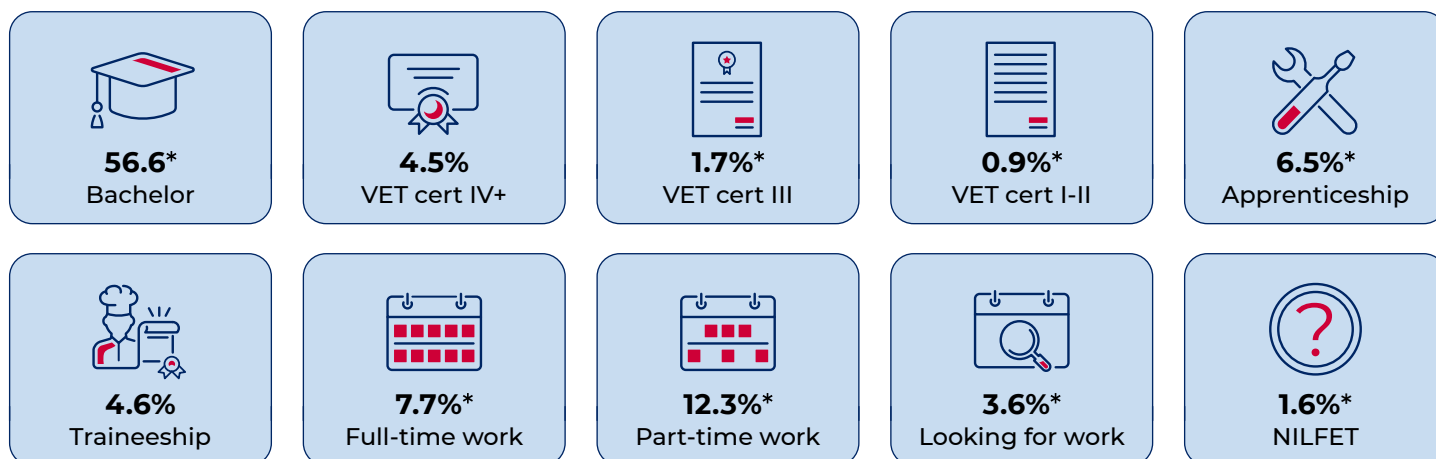
Top 5 areas of education Year 12 completers who report a disability and/or additional learning needs enter post-school:

1. Teacher education (6.5%)
2. Nursing (5.1%)
3. Biological sciences (4.5%)
4. Business and management (4.4%)
5. Behavioural science (3.8%)

Top 5 areas of employment Year 12 completers who report a disability and/or additional learning needs enter post-school:

1. Hospitality workers (18.9%)
2. Sales assistants and salespersons (18.7%)
3. Storepersons (10.3%)
4. Food preparation assistants (6.8%)
5. Education professionals (6.7%)

Year 12 completers who did not report having a disability and/or additional learning needs



Top 5 areas of education Year 12 completers who do not report a disability and/or additional learning needs enter post-school:

1. Business and management (6.4%)
2. Teacher education (6.3%)
3. Nursing (4.7%)
4. Law (4.1%)
5. Computer science (3.5%)

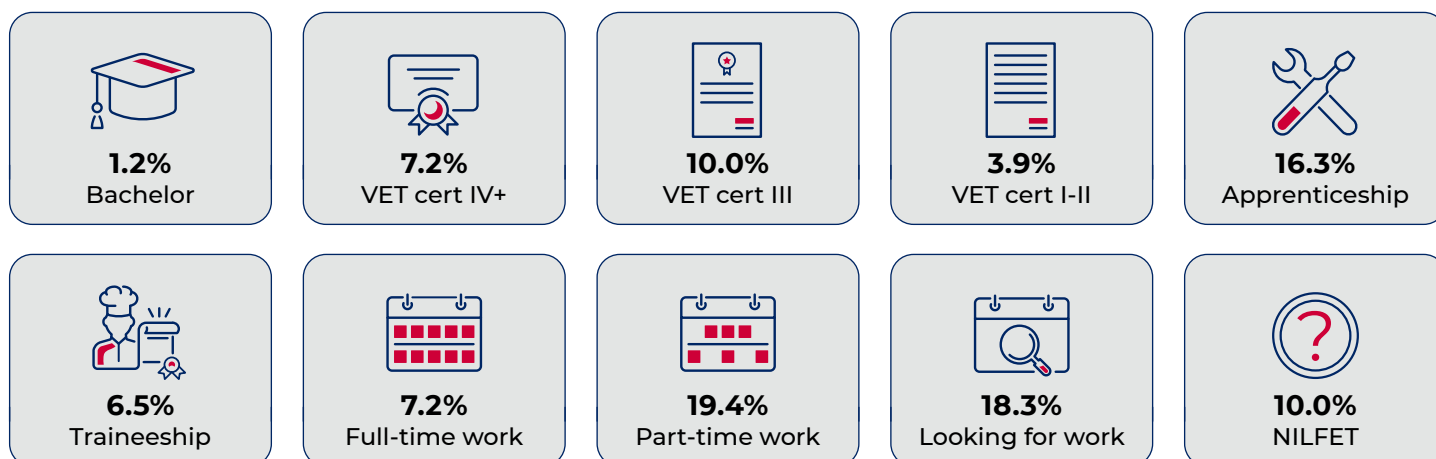
Top 5 areas of employment Year 12 completers who do not report a disability and/or additional learning needs enter post-school:

1. Sales assistants and salespersons (18.9%)
2. Hospitality workers (16.1%)
3. Storepersons (10.8%)
4. Education professionals (8.8%)
5. Food preparation assistants (6.5%)

Note. Destination proportions that are significantly different (at a 99% confidence level, $p < .01$) to early school leavers who reported a disability and/or additional learning needs are marked with an asterisk (*). Statistical significance is determined by both the size of the groups being compared and the percentage point difference between them.

Post-school destinations of early school leavers in 2021

Early school leavers who reported having a disability and/or additional learning needs



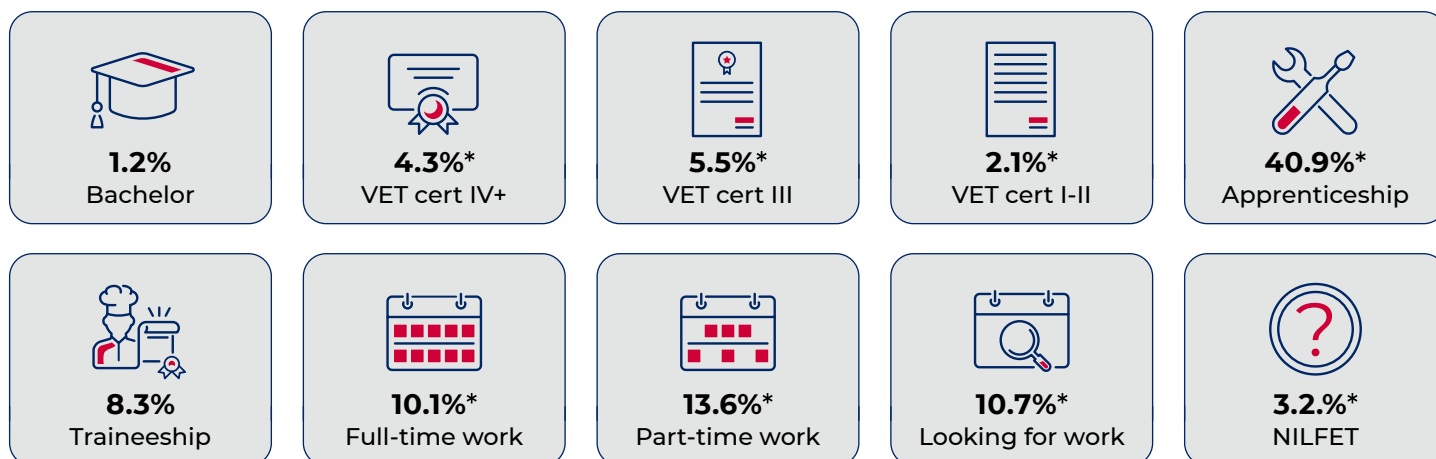
Top 5 areas of education early school leavers who report a disability and/or additional learning needs enter post-school:

1. Building (9.8%)
2. Human welfare studies and services (8.8%)
3. Personal services¹ (8.7%)
4. Food and hospitality (6.6%)
5. Business and management (4.7%)

Top 5 areas of employment early school leavers who report a disability and/or additional learning needs enter post-school:

1. Sales assistants and salespersons (16.5%)
2. Hospitality workers (14.3%)
3. Sales support workers (11.6%)
4. Food preparation assistants (11.5%)
5. Storepersons (7.6%)

Early school leavers who did not report having a disability and/or additional learning needs



Top 5 areas of education early school leavers who do not report a disability and/or additional learning needs enter post-school:

1. Building (27.3%)
2. Electrical and electronic engineering and technology (8.2%)
3. Personal services (7.6%)
4. Automotive engineering and technology (6.0%)
5. Mechanical and industrial engineering and technology (5.6%)

Top 5 areas of employment early school leavers who do not report a disability and/or additional learning needs enter post-school:

1. Sales assistants and salespersons (14.5%)
2. Hospitality workers (12.1%)
3. Food preparation assistants (8.9%)
4. Storepersons (8.1%)
5. Construction and mining labourers (5.9%)

¹ Personal services include beauty therapy and/or hairdressing.

| What are the subgroup differences in destinations of Year 12 completers?

Who reported having a disability and/or additional learning needs

Females more likely to be in a:

- Bachelor degree
- Traineeship

Males more likely to be in an:

- Apprenticeship
- VET certificate I-II
- Looking for work
- NILFET

School leavers with **higher parental SES†** more likely to be in a:

- Bachelor degree

School leavers with **lower parental SES** more likely to be:

- Looking for work
- NILFET

Government school leavers more likely to be in a:

- VET certificate III
- VET certificate I-II
- ◆ Part-time work
- Looking for work
- NILFET

Non-government school leavers more likely to be in a:

- Bachelor degree

School leavers living in **Greater Sydney** more likely to be in a:

- Bachelor degree

School leavers living in **Rest of NSW** more likely to be in a:

- VET certificate III
- Traineeship
- ◆ Full-time work
- ◆ Part-time work
- Looking for work
- NILFET

Aboriginal* school leavers more likely to be:

- Looking for work
- NILFET

Non-Aboriginal school leavers are more likely to be in a:

- Bachelor degree
- VET certificate IV+

School leavers who **speak a language other than English** at home more likely to be in a:

- Bachelor degree

School leavers who **do not speak a language other than English** at home more likely to be in a:

- Traineeship
- ◆ Full-time work
- ◆ Part-time work

† SES means socioeconomic status.

* Aboriginal refers to Aboriginal and Torres Strait Islander peoples.

Note. Both here and on the next page, if a destination category (for example, VET certificate IV+) does not appear for a group comparison (for example, Aboriginal/non-Aboriginal) then it means that the destination did not differ significantly between those groups.

Who did not report having a disability and/or additional learning needs

Females more likely to be in a:

- Bachelor degree
- VET certificate IV+
- VET certificate I-II
- Traineeship
- VET certificate III

Males are more likely to be in an:

- Apprenticeship
- Looking for work
- ◆ Full-time work
- NILFET

School leavers with **higher parental SES** more likely to be in a:

- Bachelor degree

School leavers with **lower parental SES** more likely to be in a:

- VET certificate IV+
- Apprenticeship
- ◆ Full-time work
- Looking for work
- VET certificate III
- Traineeship
- ◆ Part-time work

Government school leavers more likely to be in a:

- VET certificate IV+
- VET certificate I-II
- ◆ Part-time work
- Looking for work
- VET certificate III
- ◆ Full-time work
- Looking for work

Non-government school leavers more likely to be in a:

- Bachelor degree

School leavers living in **Greater Sydney** more likely to be in a:

- Bachelor degree
- VET certificate IV+

School leavers living in **Rest of NSW** more likely to be in a:

- VET certificate III
- Traineeship
- ◆ Part-time work
- Apprenticeship
- ◆ Full-time work
- Looking for work

Aboriginal school leavers more likely to be in a:

- VET certificate IV+
- Traineeship
- ◆ Part-time work
- Apprenticeship
- ◆ Full-time work
- Looking for work

Non-Aboriginal school leavers more likely to be in a:

- Bachelor degree

School leavers who **speak a language other than English** at home more likely to be in a:

- Bachelor degree
- NILFET
- VET certificate IV+

School leavers who **do not speak a language other than English** at home more likely to be in a:

- VET certificate III
- Traineeship
- ◆ Part-time work
- Apprenticeship
- ◆ Full-time work

● In education or training ◆ In employment ■ Looking for work or NILFET

| What are the subgroup differences in destinations of early school leavers?

Who reported having a disability and/or additional learning needs

Males more likely to be in an:

- Apprenticeship
- ◆ Full-time work

Females more likely to be in a:

- VET certificate IV+
- VET certificate III
- Traineeship

School leavers with **higher parental SES** more likely to be in a:

- Bachelor degree
- VET certificate IV+

School leavers with **lower parental SES** more likely to be in:

- ◆ Full-time work

Government school leavers more likely to be in:

- ◆ Full-time work
- Looking for work

Non-government school leavers more likely to be in a:

- VET certificate IV+

School leavers living in **Greater Sydney** more likely to be in a:

- VET certificate IV+

There were no differences in destinations for school leavers living in **Rest of NSW**.

Aboriginal school leavers more likely to be:

- Looking for work

Non-Aboriginal school leavers more likely to be in a:

- VET certificate IV+

School leavers who **do not speak a language other than English** at home more likely to be in a:

- VET certificate I-II

There were no differences in destinations for school leavers who **speak a language other than English at home**.

Who did not report having a disability and/or additional learning needs

Males more likely to be in an:

- Apprenticeship

Females more likely to be in a:

- Bachelor degree
- VET certificate III
- Traineeship
- VET certificate IV+
- VET certificate I-II
- ◆ Part-time work

School leavers with **higher parental SES** more likely to be in a:

- Bachelor degree
- Apprenticeship
- VET certificate IV+

School leavers with **lower parental SES** more likely to be in:

- ◆ Full-time work
- Looking for work

Government school leavers more likely to be in:

- ◆ Full-time work
- Looking for work
- ◆ Part-time work
- NILFET

Non-government school leavers more likely to be in a:

- VET certificate IV+
- Apprenticeship

School leavers living in **Greater Sydney** more likely to be in a:

- VET certificate IV+

School leavers living in **Rest of NSW** more likely to be in a:

- Traineeship
- ◆ Part-time work

Aboriginal school leavers more likely to be in:

- ◆ Part-time work
- Looking for work

Non-Aboriginal school leavers more likely to be in a:

- VET certificate IV+
- Apprenticeship

School leavers who **speak a language other than English** at home more likely to be in an:

- Apprenticeship
- ◆ Part-time work

Recent school leavers who **do not speak a language other than English** at home more likely to be in a:

- VET certificate III
- NILFET
- Looking for work

● In education or training ◆ In employment ■ Looking for work or NILFET

Centre for Education Statistics and Evaluation GPO Box 33, Sydney NSW 2001, Australia

☎ 02 7814 1527 ✉ info@cese.nsw.gov.au 🌐 education.nsw.gov.au/cese 🌐 yammer.com/det.nsw.edu.au

This work is licensed under the [Creative Commons Attribution 4.0 International License](https://creativecommons.org/licenses/by/4.0/)

