

Fact sheet

Destinations of Aboriginal and/or Torres Strait Islander school leavers

2022 NSW Post-School Destinations and Experiences Survey

Centre for Education Statistics and Evaluation

This fact sheet provides a high-level overview of findings from the 2022 NSW Destinations and Experiences Survey relating to 2 cohorts of Aboriginal recent school leavers: Year 12 completers and early school leavers. In this fact sheet, Aboriginal refers to Aboriginal and/or Torres Strait Islander peoples.



Survey sample

In 2022, 2,239 Aboriginal Year 12 completers and 3,172 Aboriginal early school leavers were invited to complete the survey. Responses were received from 1,094 Year 12 completers and 765 early school leavers. Since 2014, response rates for Aboriginal early school leavers have risen and fallen between 21% and 29% (24.1% in 2022), while the response rates for Aboriginal Year 12 completers have fluctuated more widely from 43% to 59% (48.9% in 2022).

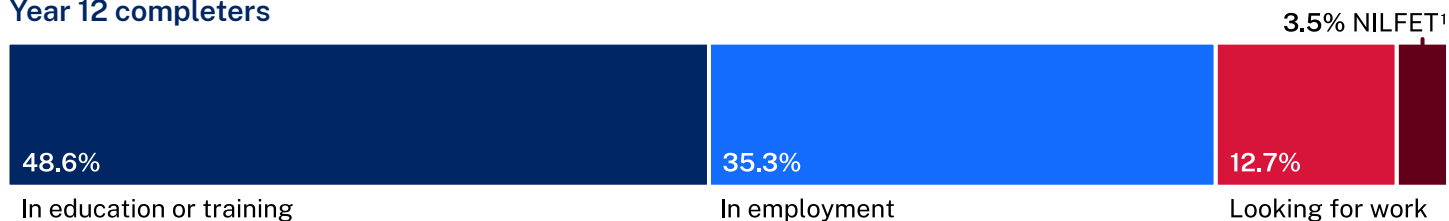
There were some sociodemographic differences in 2022 between Aboriginal survey participants and non-participants. These differences were controlled for through weighting.

Post-school destinations in 2022

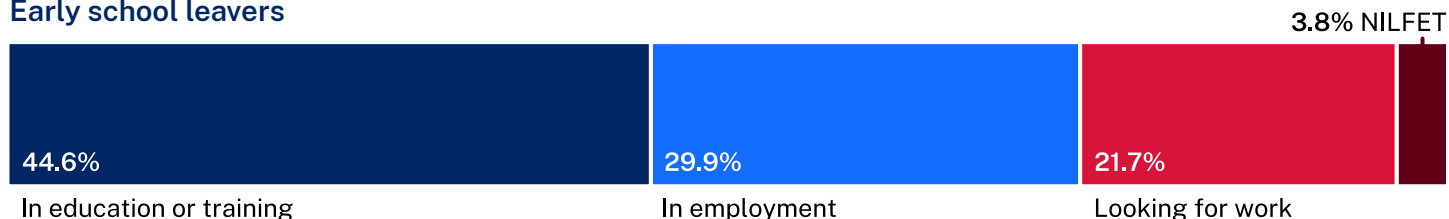
Aboriginal school leavers

In 2022 it was estimated that 83.9% of Aboriginal Year 12 completers and 74.5% of Aboriginal early school leavers were in education, training or employment.

Year 12 completers



Early school leavers



Non-Aboriginal school leavers

In 2022 it was estimated that 94.5% of non-Aboriginal Year 12 completers and 87.1% of non-Aboriginal early school leavers were in education, training or employment.

Year 12 completers

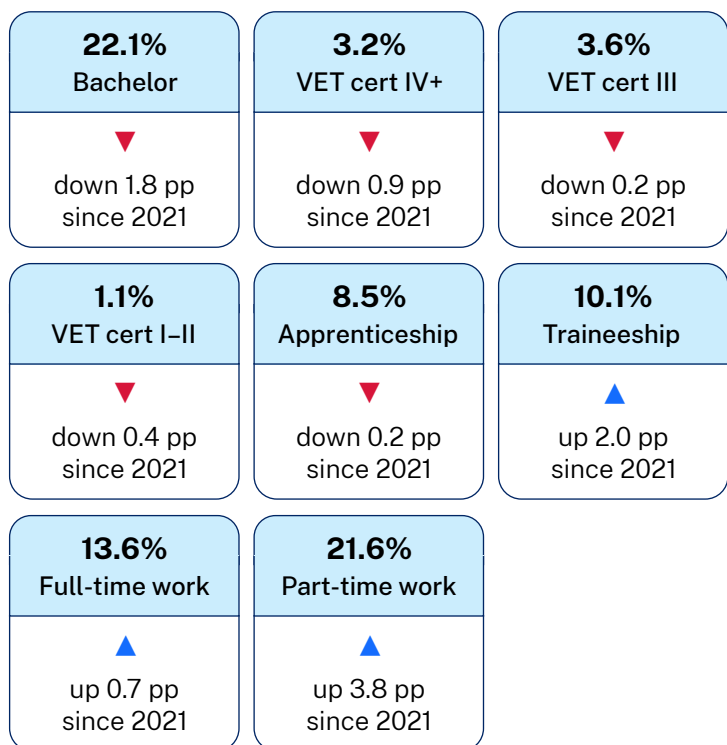


Early school leavers



¹ NILFET = not in the labour force, education or training

Aboriginal Year 12 completers in education, training or employment

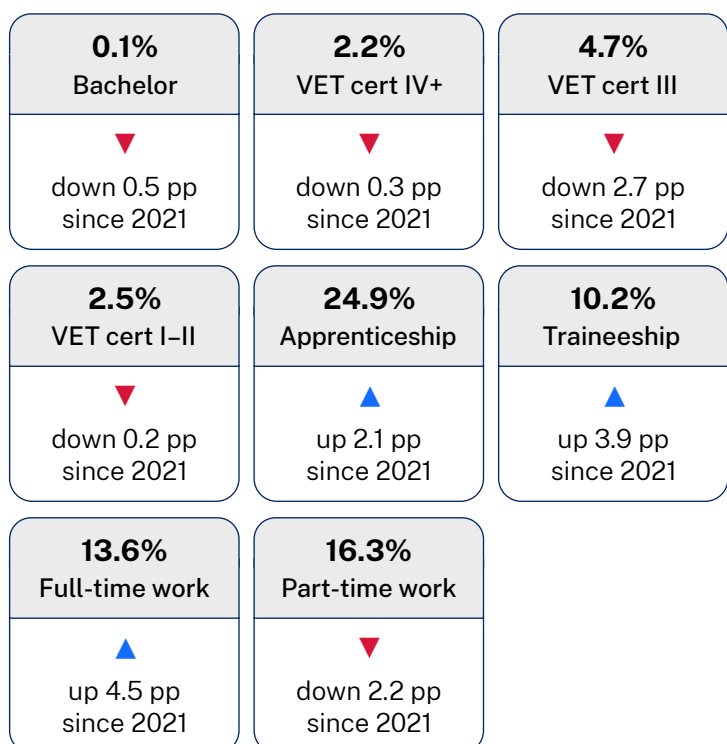


Compared to 2021, there was a higher estimated proportion of Aboriginal Year 12 completers undertaking part-time work in 2022.

Trends in destinations of Aboriginal Year 12 completers between 2014 and 2022:

- VET certificate IV+ enrolments have decreased on average by **0.5 pp** (percentage points) per year.
- VET certificate III enrolments have decreased on average by **0.2 pp** per year.
- VET certificate I–II enrolments have decreased on average by **0.3 pp** per year.
- Apprenticeships have increased on average by **0.5 pp** per year.
- Full-time work has increased on average by **0.3 pp** per year.
- Part-time work has increased on average by **0.6 pp** per year.

Aboriginal early school leavers in education, training or employment



Compared to 2021, there were more Aboriginal early school leavers undertaking traineeships and full-time work in 2022. There were fewer Aboriginal early school leavers studying VET certificate III courses.

Trends in destinations of Aboriginal early school leavers between 2014 and 2022:

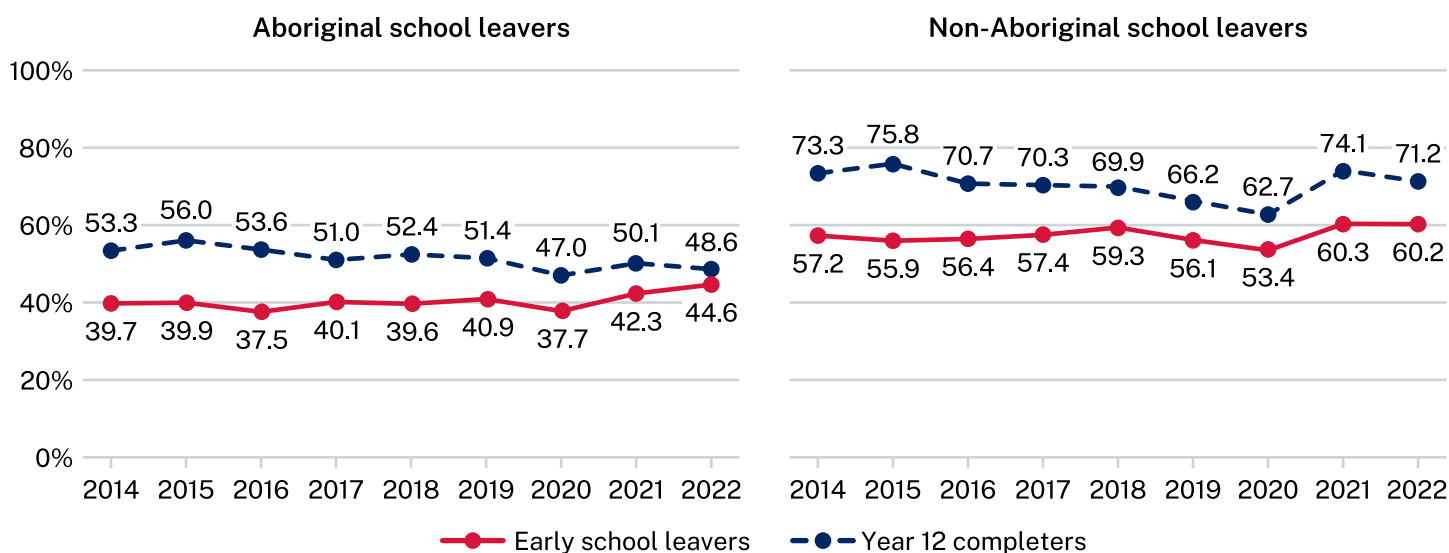
- VET certificate I–II enrolments have decreased on average by **0.9 pp** per year.
- Apprenticeships have increased on average by **1.6 pp** per year.
- Traineeships have increased on average by **0.4 pp** per year.
- Full-time work has increased on average by **0.7 pp** per year.
- Part-time work has increased on average by **1.0 pp** per year.
- Looking for work has decreased on average by **1.0 pp** per year.
- NILFET has decreased on average by **1.3 pp** per year.

In education or training

A consistently higher estimated proportion of Year 12 completers were in education or training than early school leavers over time for both Aboriginal and non-Aboriginal school leavers.

The estimated proportion of Aboriginal Year 12 completers in education or training has gradually decreased since 2014 (an average decrease of 0.8 pp per year). The estimated proportion of Aboriginal early school leavers in education or training has increased by over 6 pp between 2020 and 2022 from 37.7% to 44.6%.

Estimated proportion of Aboriginal and non-Aboriginal school leavers in education or training, 2014 to 2022



Education changes

Aboriginal Year 12 completers

Trends between 2014 and 2022:

- **Management and commerce** enrolments have decreased on average by **1.0 pp** per year to 8.3% in 2022.
- **Information technology** enrolments have more than doubled from 2.1% in 2014 to 5.5% in 2022.
- **Health** enrolments have increased by **0.5 pp** per year to 16.4% in 2022.

Aboriginal early school leavers

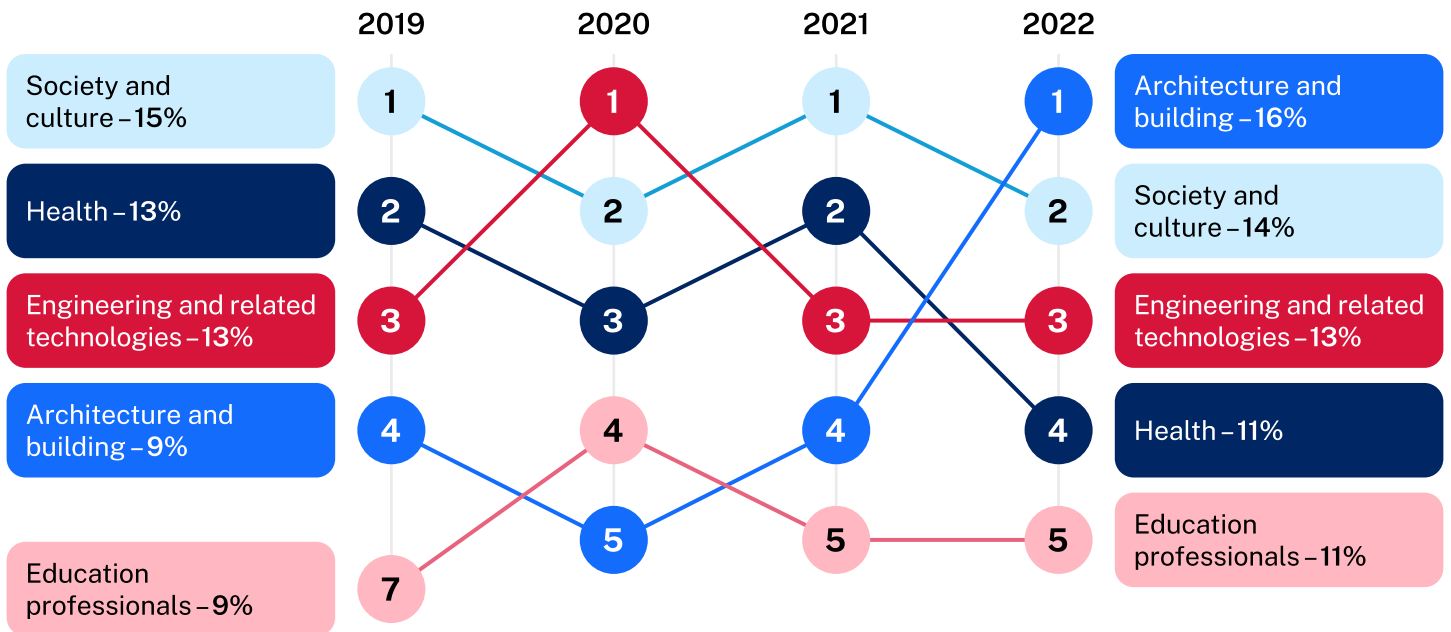
Trends between 2014 and 2022:

- **Education** enrolments have increased on average by **0.7 pp** per year to 8.2% in 2022.
- **Architecture and building** enrolments have increased on average by **1.0 pp** per year to 23.5% in 2022.
- **Engineering and related technologies** enrolments have increased on average by **0.8 pp** per year to 17.3% in 2022.
- **Management and commerce** enrolments have decreased on average by **1.2 pp** per year to 5.2% in 2022.

Most popular educational areas

The top 5 areas of education for Aboriginal school leavers in 2022 have remained relatively consistent since 2019, with architecture and building moving from the fourth most popular in 2019 and 2021 to the most popular in 2022. Education also saw a jump from seventh position in 2019 to fourth position in 2020.

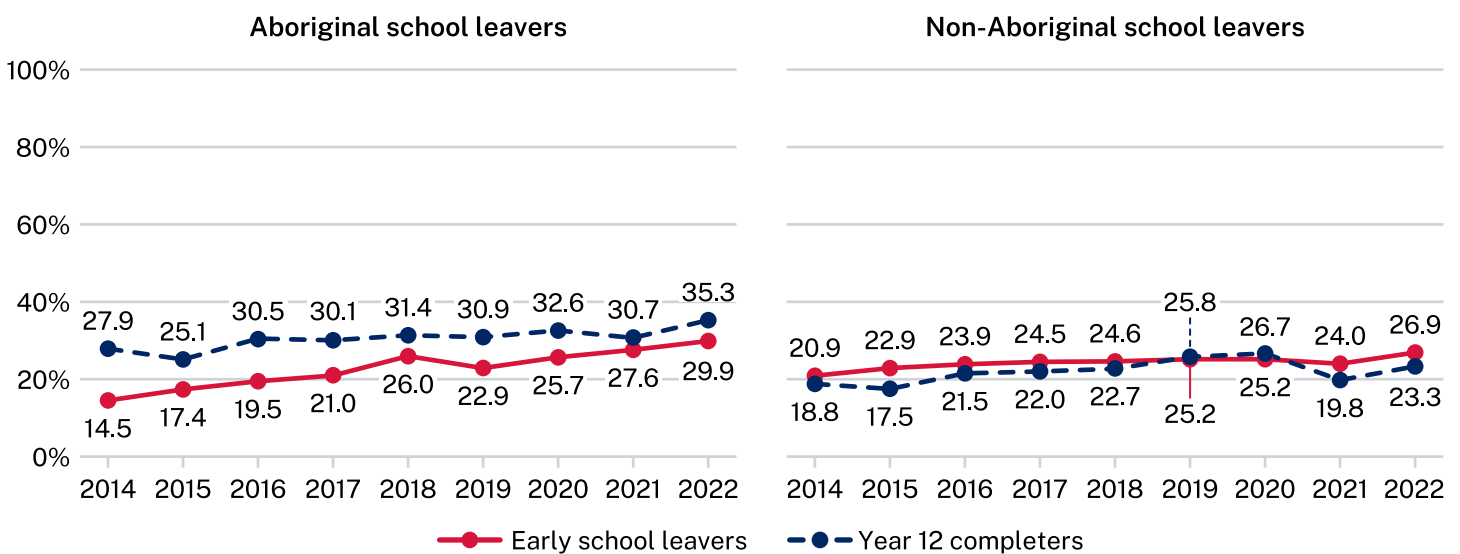
Historical rankings for top 5 education areas in 2022



In employment only

Since 2014, the estimated proportion of Aboriginal Year 12 completers (average growth rate = 0.9 pp per year) and early school leavers (1.7 pp per year) in employment has increased, growing gradually by over 15 pp for early school leavers since 2014.

Estimated proportion of Aboriginal and non-Aboriginal school leavers in employment, 2014 to 2022



Employment changes

Aboriginal Year 12 completers

Trends between 2014 and 2022:

- The estimated proportion of school leavers choosing to be **sales support workers** has decreased on average by **0.7 pp** per year to 3.9% in 2022.
- The estimated proportion of school leavers choosing to be **storepersons** has increased on average by **0.9 pp** per year to 10.0% in 2022.

Aboriginal early school leavers

Trends between 2014 and 2022:

- The estimated proportion of school leavers choosing to be **sales support workers** has decreased on average by **0.7 pp** per year to 5.7% in 2022.
- The estimated proportion of school leavers choosing to be **construction and mining labourers** has decreased on average by **0.7 pp** per year to 6.3% in 2022.

Most popular employment only areas

The top 6 employment areas for Aboriginal school leavers in 2022 have changed slightly over time. Approximately 1 in 5 Aboriginal school leavers in paid employment are working as sales assistants and salespersons in 2022 compared with approximately 1 in 7 in 2019. Sales support workers have dropped from second position in 2020 to sixth position in 2022. Carers and aides rose from seventh position in 2021 to fourth position in 2022.

Historical rankings for top 6 employment areas in 2022

