

Fact sheet

Destinations of school leavers with an identified disability and/or additional learning needs

2023 NSW Post-School Destinations and Experiences Survey

Centre for Education Statistics and Evaluation

This fact sheet provides a high-level overview of findings from the 2023 NSW Post-School Destinations and Experiences Survey relating to 2 cohorts of recent school leavers with an identified disability and/or additional learning needs: Year 12 completers and early school leavers. Between 2021 and 2023 some schools for specific purposes were not included in the sample frame for Year 12 completers or early school leavers.



Survey sample

In 2023, 64,487 Year 12 completers and 26,263 early school leavers from across NSW were invited to take part in the survey. Of these it was estimated that 11,195 (17.4%) Year 12 completers and 6,698 (25.5%) early school leavers have an identified disability and/or additional learning needs.

Of the estimated 17,893 school leavers who have an identified disability and/or additional learning needs, it is estimated that:

- 7,428 have a cognitive disability
- 1,179 have a physical disability
- 1,912 have a sensory disability
- 12,786 have a social or emotional disability
- 661 have another form of disability and/or additional learning needs.

Responses were received from 28,831 Year 12 completers and 5,892 early school leavers. Of these responses, 4,990 Year 12 completers and 1,483 early school leavers identified with a disability and/or additional learning need.

Main post-school destinations in 2023

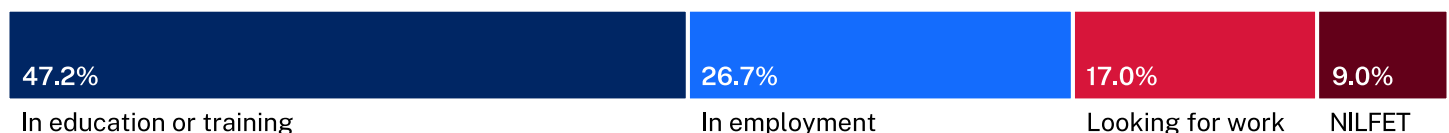
School leavers with an identified disability and/or additional learning needs

It was estimated that in 2023, 82.0% of all recent school leavers, 86.9% of Year 12 completers and 73.9% of early school leavers **with** an identified disability and/or additional learning needs were in education, training or employment.

Year 12 completers



Early school leavers



School leavers without an identified disability and/or additional learning needs

It was estimated that in 2023, 93.1% of all recent school leavers, 94.9% of Year 12 completers and 88.3% of early school leavers **without** an identified disability and/or additional learning needs were in education, training or employment.

Year 12 completers

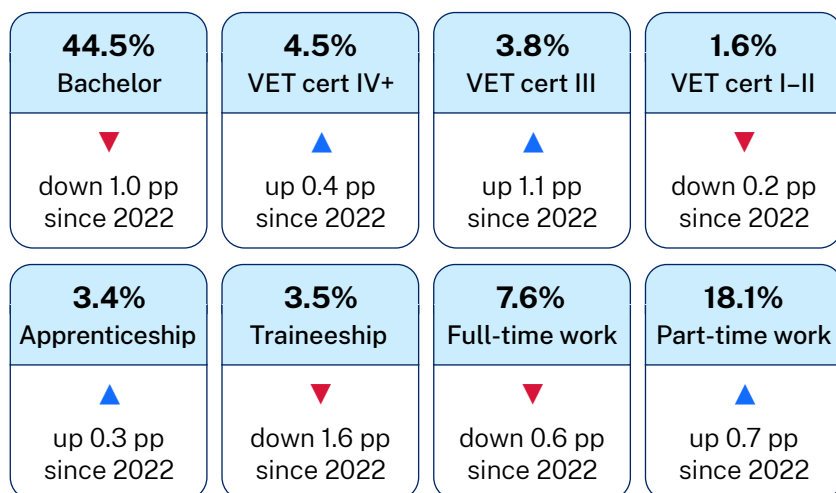


Early school leavers



Post-school destinations of Year 12 completers in 2023

Year 12 completers with an identified disability and/or additional learning needs



Compared to 2022, there were more Year 12 completers with an identified disability and/or additional learning needs studying VET certificate III courses and fewer enrolled in bachelor's degrees or traineeships in 2023.

Compared to 2022, there were also more Year 12 completers with an identified disability and/or additional learning needs who were looking for work (up 1.0 percentage points, or pp, to 8.3% in 2023).

¹ NILFET = not in the labour force, education or training

Year 12 completers without an identified disability and/or additional learning needs

54.5% Bachelor	4.1% VET cert IV+	2.1% VET cert III	0.7% VET cert I–II
▼ down 0.7 pp since 2022	▲ up 0.2 pp since 2022	▲ up 0.6 pp since 2022	▲ up 0.1 pp since 2022
6.0% Apprenticeship	3.9% Traineeship	9.0% Full-time work	14.5% Part-time work
▼ down 0.2 pp since 2022	▼ down 0.6 pp since 2022	▼ down 0.5 pp since 2022	▲ up 0.6 pp since 2022

Compared to 2022, there were more Year 12 completers without an identified disability and/or additional learning needs undertaking a VET certificate III or part-time employment and there were fewer undertaking a bachelor's degree, traineeship or full-time employment in 2023.

Post-school destinations of early school leavers in 2023

Early school leavers with an identified disability and/or additional learning needs

2.9% Bachelor	8.0% VET cert IV+	10.5% VET cert III	4.2% VET cert I–II
▲ up 0.4 pp since 2022	▲ up 1.2 pp since 2022	▲ up 3.3 pp since 2022	▼ down 0.4 pp since 2022
15.4% Apprenticeship	6.2% Traineeship	8.6% Full-time work	18.2% Part-time work
▼ down 1.5 pp since 2022	▼ down 1.3 pp since 2022	▼ down 0.9 pp since 2022	▼ down 5.4 pp since 2022

Compared to 2022, there were more early school leavers with an identified disability and/or additional learning needs studying VET certificate III courses and there were fewer undertaking part-time work in 2023.

Compared to 2022, there were also more Year 12 completers with an identified disability and/or additional learning needs who were looking for work (up 2.3 pp to 17.0% in 2023) and NILFET (up 2.5 pp to 9.0% in 2023).

Early school leavers without an identified disability and/or additional learning needs

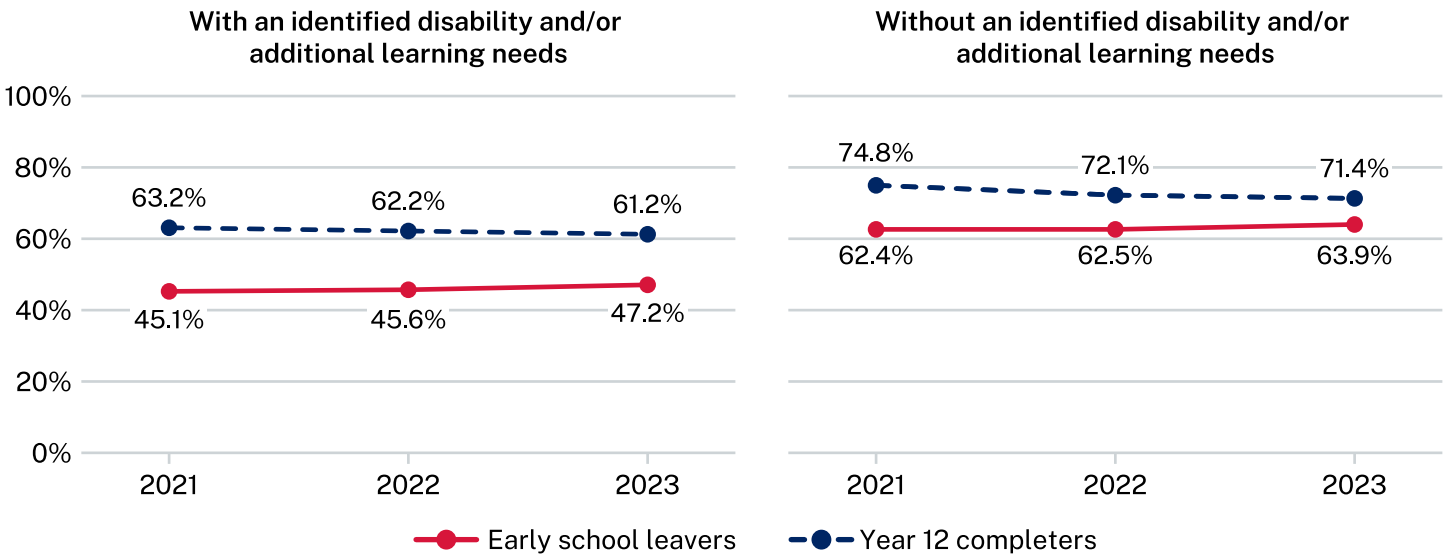
1.3% Bachelor	4.9% VET cert IV+	6.4% VET cert III	2.1% VET cert I–II
▲ up 0.2 pp since 2022	▲ up 0.5 pp since 2022	▲ up 1.5 pp since 2022	▲ up 0.4 pp since 2022
39.3% Apprenticeship	9.8% Traineeship	11.1% Full-time work	13.3% Part-time work
▼ down 1.0 pp since 2022	▼ down 0.3 pp since 2022	▼ down 1.3 pp since 2022	▲ up 0.2 pp since 2022

Compared to 2022, there were more early school leavers without an identified disability and/or additional learning needs studying a VET certificate III and there were fewer undertaking an apprenticeship or full-time employment in 2023.

In education or training

From 2021 to 2023, a higher estimated proportion of Year 12 completers were in education or training than early school leavers.² This applied to school leavers with **and** without an identified disability and/or additional learning needs. The estimated proportion of Year 12 completers with an identified disability and/or additional learning needs in education or training has gradually decreased since 2021 from 63.2% to 61.2% (a 2.0 pp decrease over 2 years). The proportion of early school leavers with an identified disability and/or additional learning needs in education or training has increased from 45.1% to 47.2% (a 2.1 pp increase over 2 years). While a higher proportion of Year 12 completers with an identified disability and/or additional learning needs are in education or training than early school leavers with an identified disability and/or additional learning needs, the small reduction in the gap suggests minimal overall change and may reflect natural variation rather than a significant trend.

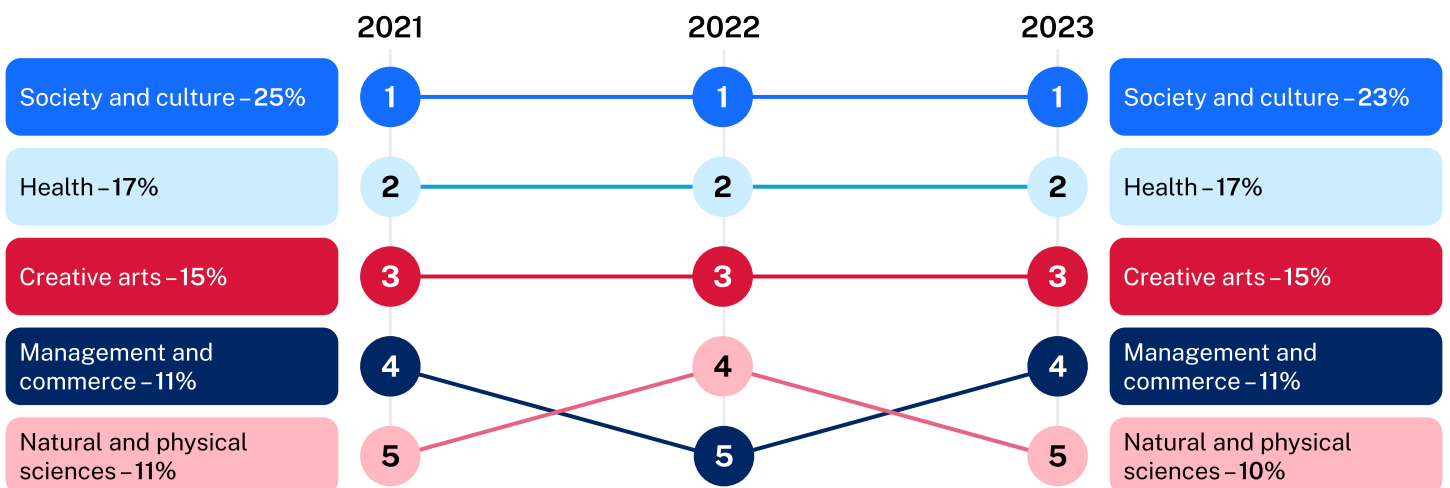
Estimated proportion of school leavers in education or training, 2021 to 2023



Most popular education enrolment areas

The top 5 educational areas for Year 12 completers with an identified disability and/or additional learning needs in 2023 have stayed relatively consistent since 2021. Society and culture was ranked the highest with 23% of Year 12 completers enrolled. Management and commerce replaced natural and physical science as the fourth most popular area, although the proportions of Year 12 completers in each area were very similar. For more detail on the education areas, refer to the [Australian Standard Classification of Education](#).

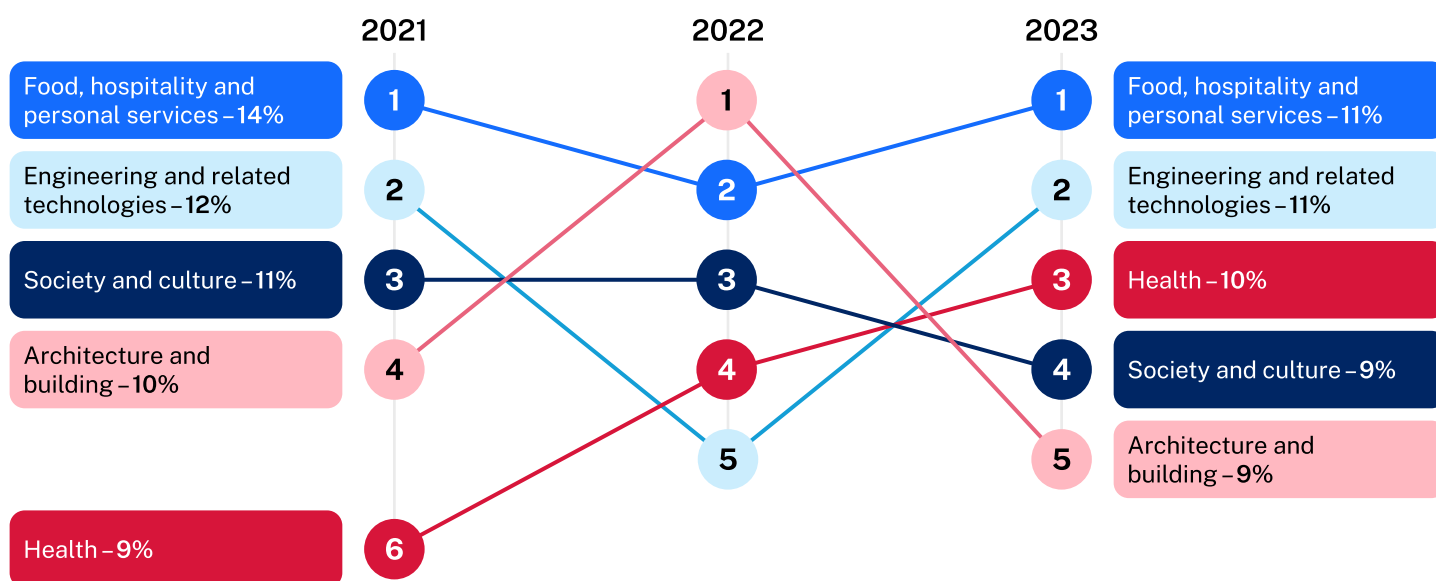
Historical rankings for top 5 education areas in 2023 (Year 12 completers)



² Education and training include the main destinations of bachelor's degree, VET certificate IV+, VET certificate III, VET certificate I-II, apprenticeships and traineeships.

The top 5 educational areas for early school leavers with an identified disability and/or additional learning needs were more variable, with engineering and related technologies moving from fifth place in 2022 to second place in 2023. This variability is likely due to the similar proportions of early school leavers enrolled in each education area, with only a 2 pp difference between first and fifth place.

Historical rankings for top 5 education areas in 2023 (early school leavers)

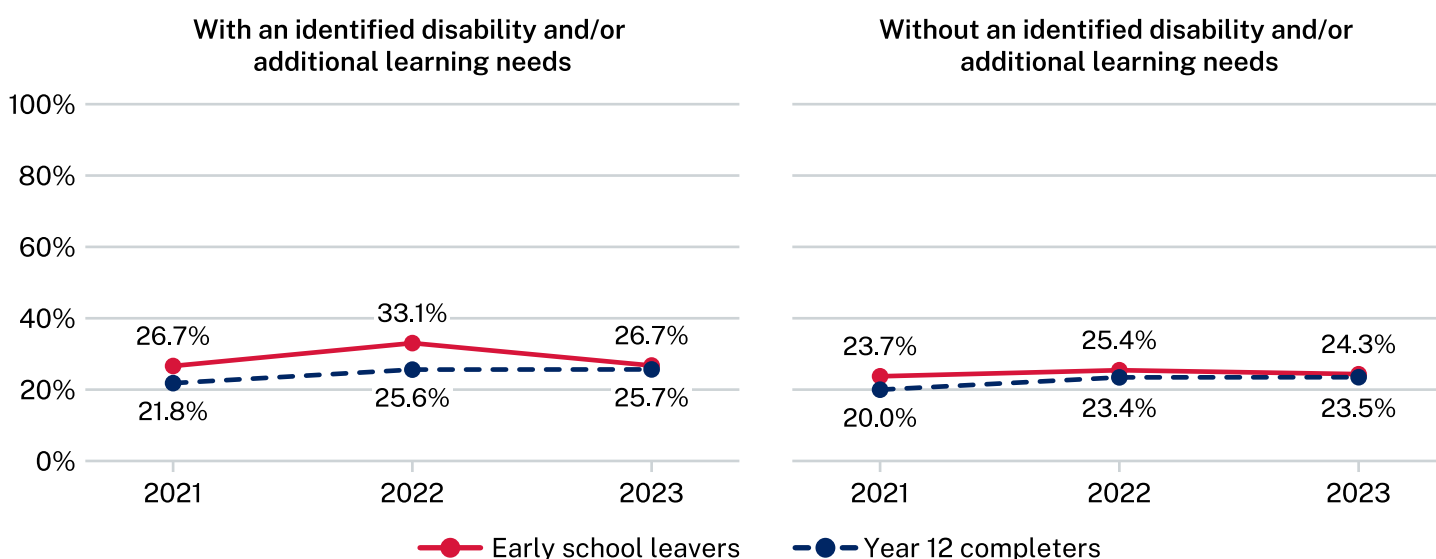


In employment

From 2021 to 2023, a higher estimated proportion of early school leavers were in employment than Year 12 completers.³ This applied to school leavers with and without an identified disability and/or additional learning needs.

The estimated proportion of Year 12 completers with an identified disability and/or additional learning needs engaged in employment only has increased since 2021 from 21.8% to 25.7% (a 3.9 pp increase over 2 years). The proportion of early school leavers with an identified disability and/or additional learning needs in employment only has varied between 26.7% and 33.1% from 2021 to 2023.

Estimated proportion of school leavers in employment, 2021 to 2023

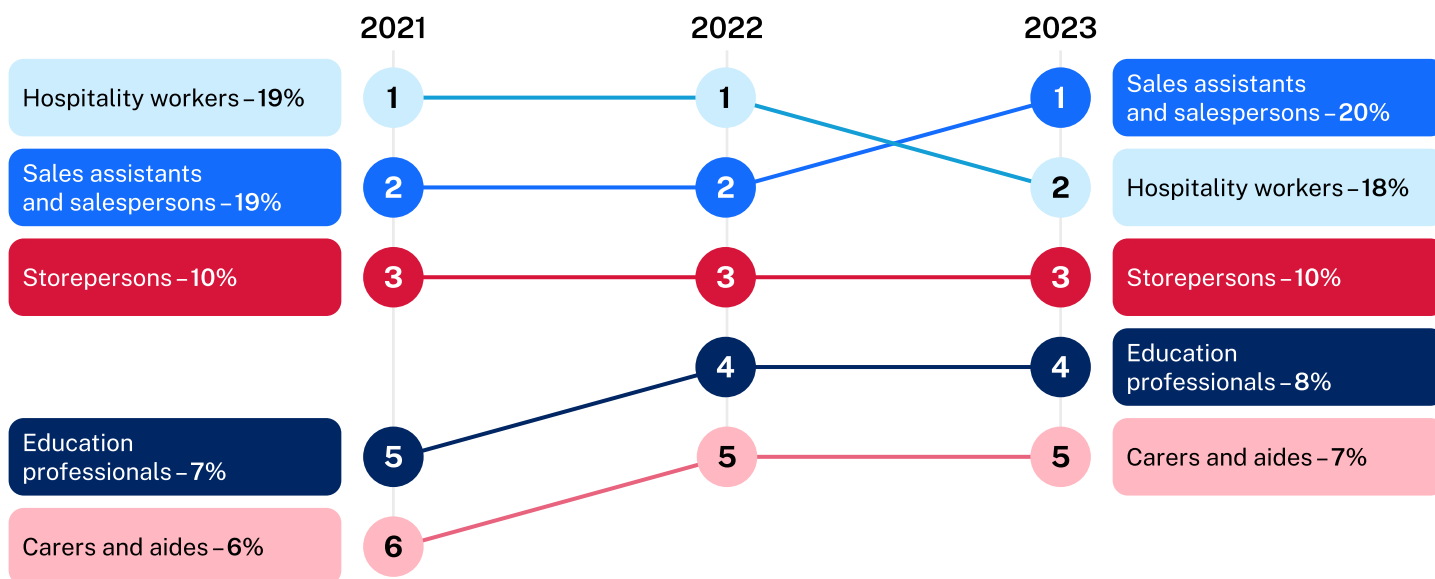


³ Estimated proportions for employment include recent school leavers whose main destination was part-time or full-time work.

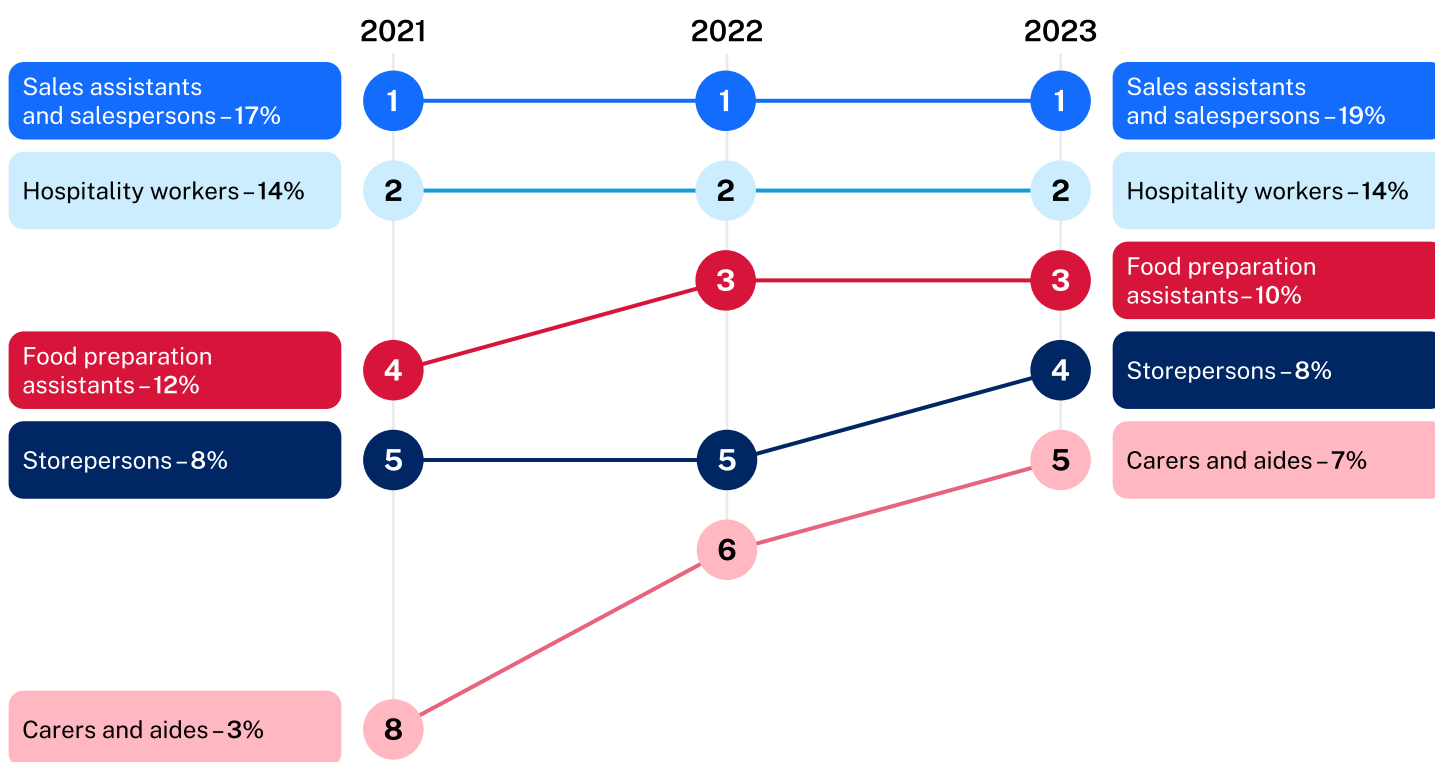
Most popular employment areas⁴

In 2023, sales assistants and salespersons, and hospitality workers were the top 2 areas of employment for both Year 12 completers and early school leavers with an identified disability and/or additional learning needs. For Year 12 completers, food preparation assistants moved from fourth place in 2021 to seventh place in 2023. For early school leavers, storepersons overtook sales support workers as the fourth most popular category from 2022 to 2023.⁵

Historical rankings for top 5 employment areas in 2023 (Year 12 completers)



Historical rankings for top 5 employment areas in 2023 (early school leavers)



⁴ Most popular employment areas are defined by the Australian and New Zealand Standard Classification of Occupations (ANZSCO) sub-major groups. Refer to the [ANZSCO latest release](#) for more information.

⁵ Employment trends and rankings include those in education and in the workforce but exclude those in an apprenticeship or traineeship.