

NSW Department of Education

Music Stage 4 – score booklet

Beats and tunes

Resource overview

This teacher resource is not a standalone resource. It has been designed for use by department teachers in connection to Stage 4 resources designed by the Creative arts curriculum team for the [Music 7–10 Syllabus \(2024\)](#). These include the Stage 4 scope and sequence, Stage 4 'Beats and Tunes' unit and sample assessment task. All documents associated with this resource can be found on the [Planning, programming and assessing music 7–10 \(2024\)](#) webpage

The 'Beats and Pieces' and 'Good For-tunes' scores have been commissioned by the NSW Department of Education. All rights reserved for the use of NSW Department of Education teachers and students only.

The content may be use by department teachers and students only. The content may be:

- reproduced as extracts or in its entirety
- uploaded to the department's public-facing websites
- reproduced and distributed as part of educational resources and initiatives created for students
- reproduced and distributed in professional learning packages created for departmental staff
- adapted and/or performed by departmental staff and students for public performances.

Individuals and organisations outside the department must seek the composer's permission to use any part of the material contained in this resource. Please see contact details below.

'Beats and Pieces' © Kaboom Percussion, 2024, kaboom@kaboompercussion.com

'Good For-tunes' © Kaboom Percussion, 2024, kaboom@kaboompercussion.com

Beats and Pieces

All rights reserved for the use of NSW Department of Education teachers and students only.

Individuals and organisations outside the department must seek the composer's permission to use any part of the material contained in this resource. Please contact

kaboom@kaboompercussion.com

Beats and Pieces

Score

Patterns

Section A

Section B

Section C

Structure

A

Split

Group 1: B
Group 2: C

A

Split

Group 1: C
Group 2: B

A

$p < f$


A

getting faster

Beats and Pieces

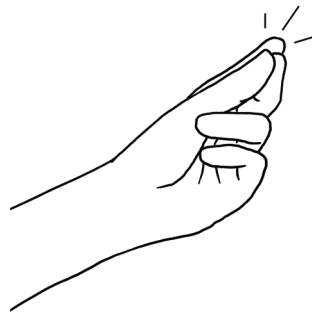
Legend

Clap



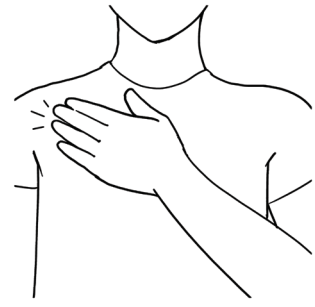
clap your hands

Click



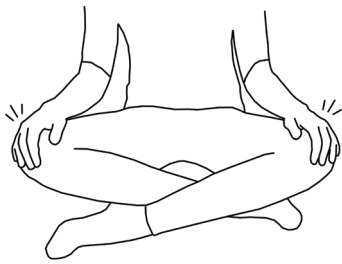
click your fingers

Chest



tap your hand
on your chest

Lap



tap hands on lap

Cross



cross your arms over
and tap your shoulders
one hand at a time

Good For-tunes

All rights reserved for the use of NSW Department of Education teachers and students only.

Individuals and organisations outside the department must seek the composer's permission to use any part of the material contained in this resource. Please contact

kaboom@kaboompercussion.com

Good For-tunes

Section A Score

Musical score for Section A, first system. The score is in 4/4 time and consists of four staves: Melody, Harmony, Bass, and Drum. The Melody staff starts with a dynamic of *mf*. The Harmony staff starts with a dynamic of *mp*. The Bass staff has a dynamic of *mf* and includes 'click' markings above the notes. The Drum staff starts with a dynamic of *mp*. The system concludes with a dynamic of *f*.

Musical score for Section A, second system. The score is in 4/4 time and consists of four staves: M, H, B, and D. The M staff starts with a dynamic of *mp*. The H staff starts with a dynamic of *mp*. The B staff has a dynamic of *mp* and includes 'click' markings above the notes. The D staff starts with a dynamic of *mp*. The system concludes with a dynamic of *f*.

Good For-tunes

Section B Score

Melody *f*

Harmony *mf* *f*

Bass *f* click click click click click click

Drum *mf* *f*

M *p* *f*

H *mf* *p* *f*

B *f* click click click click click click *p* *f*

D *mf* *p* *f*

Good For-tunes

Structure

Section A

Bass & Drum **PLAY**

Melody & Harmony **STICK CLICKS** on Beats 2 and 4

Section A

Section B

Section A

Section B

Melody & Harmony **PLAY QUIETLY**

Bass **STICK CLICKS** & Drum **CLAPS** on Beats 2 and 4

Section B

Good For-tunes

Melody

Section A

Musical notation for Section A, consisting of four staves of music in 4/4 time. The first staff begins with a treble clef, a 4/4 time signature, and a mezzo-forte (*mf*) dynamic marking. The melody consists of quarter notes and rests, with a repeat sign at the end of the first measure. The second and third staves continue the melody with similar rhythmic patterns. The fourth staff concludes the section with a double bar line.

Section B

Musical notation for Section B, consisting of four staves of music in 4/4 time. The first staff begins with a treble clef, a 4/4 time signature, and a forte (*f*) dynamic marking. The melody is composed of eighth notes. The second and third staves continue the melody. The fourth staff concludes the section with a double bar line and a crescendo hairpin that starts with a piano (*p*) dynamic and ends with a forte (*f*) dynamic.

Good For-tunes

Harmony

Section A

Section A consists of four staves of music in 4/4 time. The first staff begins with a treble clef, a 4/4 time signature, and a mezzo-piano (*mp*) dynamic marking. The melody is composed of quarter notes in the first two measures, followed by eighth notes in the last two measures. The second, third, and fourth staves contain identical musical notation to the first staff, creating a four-part harmony.

Section B

Section B consists of four staves of music in 4/4 time. The first staff begins with a treble clef, a 4/4 time signature, and a mezzo-forte (*mf*) dynamic marking. The melody features eighth notes in the first two measures, followed by quarter notes in the last two measures. The second staff contains identical notation to the first, but with a forte (*f*) dynamic marking in the second measure. The third staff contains identical notation to the first, with a mezzo-forte (*mf*) dynamic marking. The fourth staff contains identical notation to the first, with a piano (*p*) dynamic marking in the second measure and a forte (*f*) dynamic marking in the fourth measure, connected by a hairpin crescendo line.

Good For-tunes

Bass

Section A

Musical notation for Section A, Bass part. The piece is in 4/4 time. The first staff begins with a dynamic marking of *mf*. The notation consists of four staves, each containing four measures. Above each measure, there is a vertical tick mark labeled "click". The notes are: Staff 1: G4, A4, B4, C5; Staff 2: C5, B4, A4, G4; Staff 3: G4, A4, B4, C5; Staff 4: C5, B4, A4, G4. The piece concludes with a double bar line.

Section B

Musical notation for Section B, Bass part. The piece is in 4/4 time. The first staff begins with a dynamic marking of *f*. The notation consists of four staves, each containing four measures. Above each measure, there is a vertical tick mark labeled "click". The notes are: Staff 1: G4, A4, B4, C5; Staff 2: C5, B4, A4, G4; Staff 3: G4, A4, B4, C5; Staff 4: C5, B4, A4, G4. The piece concludes with a double bar line. A dynamic marking *p* is placed below the first measure of the fourth staff, and a dynamic marking *f* is placed below the last measure of the fourth staff, with a horizontal line connecting them.

Good For-tunes

Drum

Section A

Section A musical notation (4/4 time):

- Staff 1: mp
- Staff 2: f
- Staff 3: mp
- Staff 4: f

Section B

Section B musical notation (4/4 time):

- Staff 1: mf
- Staff 2: f
- Staff 3: mf
- Staff 4: p to f

Allegro (Spring) – Vivaldi

This score is in the public domain and has been arranged and communicated in accordance with the statutory licence in section 113P of the Copyright Act. Any further reproduction or communication of this material by you may be the subject of copyright protection under the Act. Do not remove this notice.

Spring from Violin Concerto - Four Seasons

Antonio Vivaldi

Allegro

Melody

Harmony

Bass

mf
p (second time)

mf
p (second time)

mf
p (second time)

6

M

H

B

f
p (second time)

f
p (second time)

f
p (second time)

10

M

H

B

(second time only)

(second time only)

(second time only)

f

f

f

Spring from Violin Concerto - Four Seasons

Melody

Antonio Vivaldi

Allegro

mf
p (second time)

6

f
p (second time)

10

1. 2.

f

(second time only)

Spring from Violin Concerto - Four Seasons

Harmony

Antonio Vivaldi

Allegro

The image displays the first three staves of the 'Spring' movement from Vivaldi's Four Seasons. The music is in 4/4 time and begins with a repeat sign. The first staff contains measures 1 through 6, with dynamics *mf* and *p*. The second staff starts at measure 7 with a dynamic of *f* and is marked *p* (second time). The third staff begins at measure 11 and includes a first ending (1.) and a second ending (2.), with a dynamic of *f* at the end. A double line under the first staff indicates it is to be played only the second time.

Spring from Violin Concerto - Four Seasons

Bass

Antonio Vivaldi

Allegro (second time)

mf

7

p (second time)

11

f

1. 2.

(second time only)

© State of New South Wales (Department of Education), 2024

The copyright material published in this resource is subject to the *Copyright Act 1968* (Cth) and is owned by the NSW Department of Education or, where indicated, by a party other than the NSW Department of Education (third-party material).

Copyright material available in this resource and owned by the NSW Department of Education is licensed under a [Creative Commons Attribution 4.0 International \(CC BY 4.0\) license](https://creativecommons.org/licenses/by/4.0/).



This license allows you to share and adapt the material for any purpose, even commercially.

Attribution should be given to © State of New South Wales (Department of Education), 2024.

Material in this resource not available under a Creative Commons license:

- the NSW Department of Education logo, other logos and trademark-protected material
- material owned by a third party that has been reproduced with permission. You will need to obtain permission from the third party to reuse its material.

Links to third-party material and websites

Please note that the provided (reading/viewing material/list/links/texts) are a suggestion only and implies no endorsement, by the New South Wales Department of Education, of any author, publisher, or book title. School principals and teachers are best placed to assess the suitability of resources that would complement the curriculum and reflect the needs and interests of their students.

If you use the links provided in this document to access a third-party's website, you acknowledge that the terms of use, including licence terms set out on the third-party's website apply to the use which may be made of the materials on that third-party website or where permitted by the *Copyright Act 1968* (Cth). The department accepts no responsibility for content on third-party websites.