

# Placement outcome information for Year 5 entry to opportunity classes in 2025


[education.gov.nsw.au](http://education.gov.nsw.au)



---

## Acknowledgement of Country

We recognise the Ongoing Custodians of the lands and waterways where we work and live. We pay respect to Elders past and present as ongoing teachers of knowledge, songlines and stories. We strive to ensure every Aboriginal and Torres Strait Islander learner in NSW achieves their potential through education.



# Contents

<b>Placement outcome information</b> .....	<b>4</b>
Year 5 entry to an opportunity class in 2025 .....	4
To view outcomes: .....	5
What the outcome terms mean:.....	6
Examples of placement outcomes.....	6
Offer only.....	6
Offer with higher choice school ‘Reserve’.....	7
Reserve only.....	7
Unsuccessful .....	7
Accepting or declining an offer .....	8
Reserve lists.....	8
Reserve list and an offer .....	8
Reserve lists – locking date.....	8
Remaining on the reserve list.....	8
Reserve band .....	9
Aurora College.....	9
Declining a reserve outcome.....	9
Performance report.....	10
Appeals.....	11
Enrolment.....	11
Documentary evidence .....	11
Enrolment policy .....	11
Contact.....	11



Parents/carers will receive an email when their outcome information is available in their [application dashboard](#).

Welcome [Redacted]

[Back to management application](#)

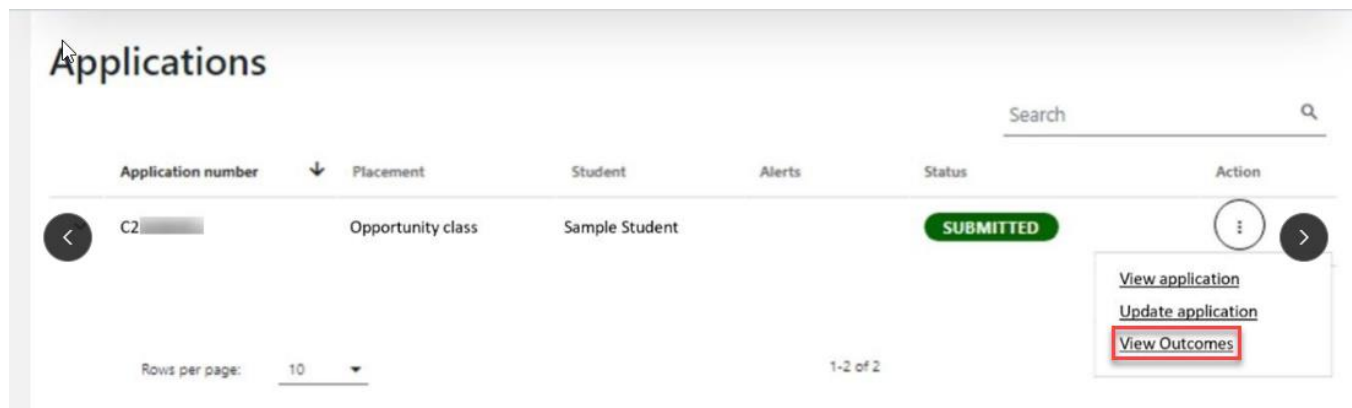
Dashboard

### Placements timeline

Placement	Dates	Event
Opportunity class for 2024/2025	[Redacted]	<a href="#">Expected placement outcome information release date ...</a> ⓘ
Opportunity class for 2024/2025	[Redacted]	<a href="#">Change of school choices closed</a> ⓘ

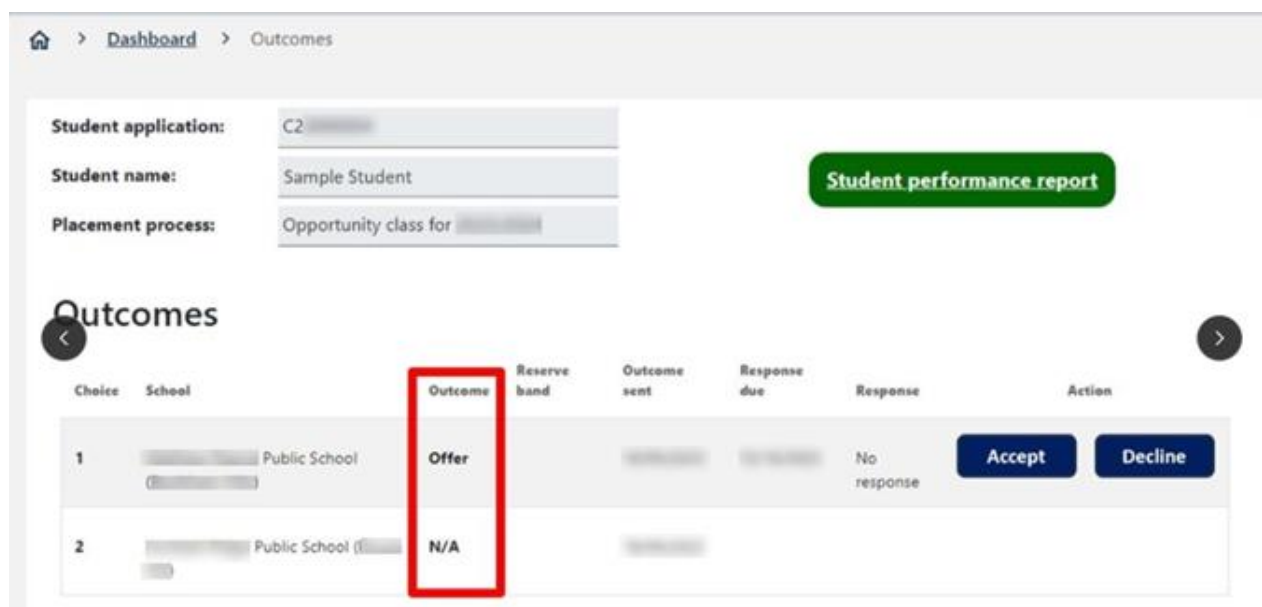
## To view outcomes:

1. Go to 'Applications' and select the 3 dots in the 'Action' column.
2. Then select 'View outcomes'



The 'Outcome' column will indicate either:

'Offer', 'Reserve', 'Unsuccessful' or 'N/A' for each school choice.



## What the outcome terms mean:

Outcome	Description
Offer	The student is being offered a place at the school. Parents/carers must accept or decline the offer.
Reserve	The student is on the reserve list (waiting list) for that school and is not yet eligible to be made an offer. The student will receive an offer only if their position on the reserve list is reached.
Unsuccessful	The student was not successful for placement at that school choice and is not on the reserve list.
N/A (not applicable)	The application for this school is not considered because the student was offered a place at their first choice school.

## Examples of placement outcomes

### Offer only

When an offer is made for the first choice school, the student's second choice school is no longer applicable and marked as N/A (please see the example below).

Students are offered the highest school choice for which they qualify.

Once an offer is made for the first choice school, an applicant cannot change the offer to their second choice school.

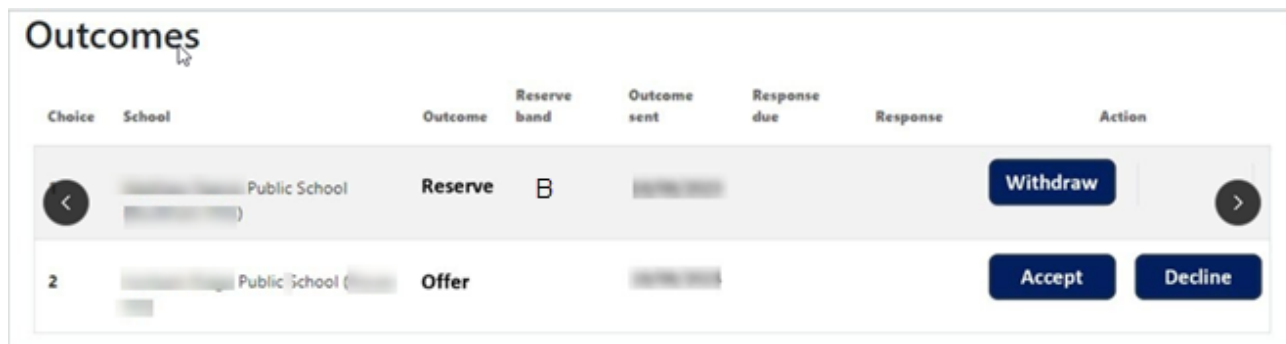
Choice	School	Outcome	Reserve band	Outcome sent	Response due	Response	Action
1	Public School	Offer					Accept Decline
2	Public School	N/A					

## Offer with higher choice school 'Reserve'

Parents/carers decide whether to 'Accept' or 'Decline' the offer.

The student will remain on the Reserve list for the first choice unless you select 'Withdraw.'

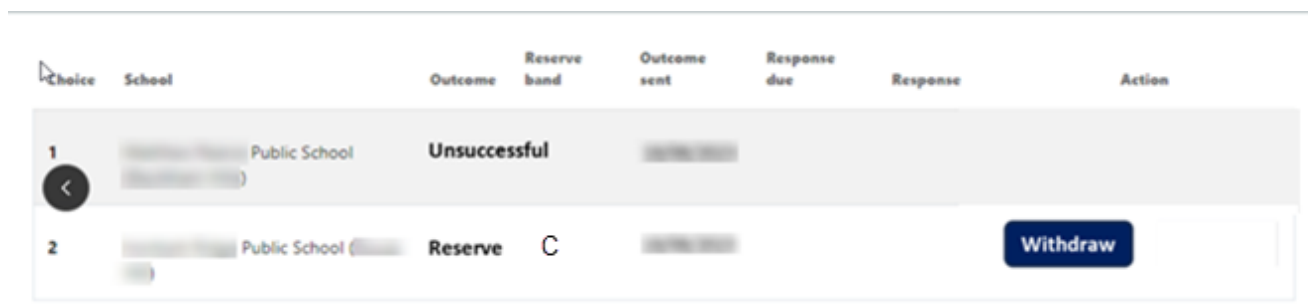
As an example, you may wish to withdraw from the Reserve list because you are satisfied with the offered school.



Choice	School	Outcome	Reserve band	Outcome sent	Response due	Response	Action
1	Public School	Reserve	B				Withdraw
2	Public School	Offer					Accept Decline

## Reserve only

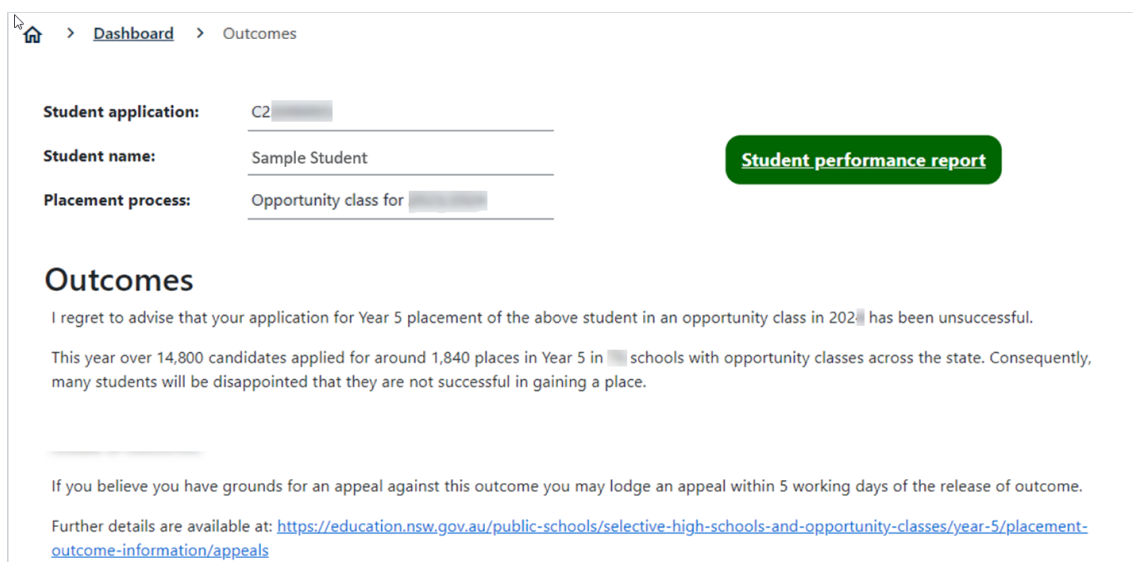
Where a student is on the reserve list only. They will remain on the Reserve list unless you select 'Withdraw.'



Choice	School	Outcome	Reserve band	Outcome sent	Response due	Response	Action
1	Public School	Unsuccessful					
2	Public School	Reserve	C				Withdraw

## Unsuccessful

Where students are unsuccessful for both choices, the choices are not listed and a message states that the application was unsuccessful.



Dashboard > Outcomes

Student application: C2

Student name: Sample Student

Placement process: Opportunity class for

[Student performance report](#)

### Outcomes

I regret to advise that your application for Year 5 placement of the above student in an opportunity class in 2024 has been unsuccessful.

This year over 14,800 candidates applied for around 1,840 places in Year 5 in schools with opportunity classes across the state. Consequently, many students will be disappointed that they are not successful in gaining a place.

If you believe you have grounds for an appeal against this outcome you may lodge an appeal within 5 working days of the release of outcome.

Further details are available at: <https://education.nsw.gov.au/public-schools/selective-high-schools-and-opportunity-classes/year-5/placement-outcome-information/appeals>

---

## Accepting or declining an offer

If you wish to accept an offer, select 'Accept' in the 'Action' column for the school that shows an offer. You must select 'Accept' by the response due date shown **or you will lose the offer**. If you accept the offer but change your mind later, you can then decline it at that later point.



### Important

If you decline an offer, you cannot get the offer back – the place will be offered to the next eligible student.

If you already know that you do not want to accept an offer, please select 'Decline', so that it can be offered to another student.

---

## Reserve lists

If the outcome is showing as 'Reserve' it means your child is on the reserve list (waiting list) for that school (or schools). You may be made an offer later if your child's position on the reserve list is reached before all vacancies are filled.



### Important

Students on reserve lists are not guaranteed an offer of a place. The reserve list varies in length for each school.

Students who are on a reserve list and do not hold another opportunity class offer, may be offered a place from the reserve list if their position is reached any time up until the **end of Term 1, 2026**.

### Reserve list and an offer

If you accept an offer for the second choice school, your child may also remain on the reserve list for your first choice school.

If your child's reserve list position for the first choice school is reached, you will receive another offer. If the subsequent offer is accepted, the original (second choice) offer is automatically declined.

If however, you decide to decline the subsequent offer, you will keep your child's original (second choice) offer (unless you actively decline that as well).

### Reserve lists – locking date

If you have accepted an offer and your child is also on a reserve list, your child's name will be removed from the reserve list by **5 pm Wednesday 22 January 2025**.

### Remaining on the reserve list

After 5 pm **Wednesday 22 January 2025** offers will be made only to students on a reserve list (or lists) who have not yet accepted an offer or who have declined an offer they previously accepted.





### Important

To remain on the reserve list after this date, the accepted offer must be declined before that date.

## Reserve band

Students on reserve lists are offered a place only if vacancies occur when other parents decline their offers.

The 'Reserve band' column provides a general estimate for how long it might take to receive an offer from your child's position on the reserve list for that school. This is based on when students in a similar position were placed during the previous year's placement process.

There are many students within each reserve band and they are given offers in order of academic merit. You will need to be patient until your child's place is reached within the band.

Students who have an outcome of a "reserve list" at **newly established opportunity classes** in 2025 have been equally distributed in the five reserve bands according to the way the students performed in the placement test.

The new opportunity classes are at these schools: Blacktown West Public School, Brookvale Public School, Lindfield East Public School, Maroubra Junction Public School, Miranda Public School, Penrith Public School, St Clair Public School, Toongabbie Public School and Wahroonga Public School.



### Important

These are **estimates** only. The number and timing of declined offers vary from year to year.

The band **estimates** based on last year's reserve list movement are:

- A – within 1 month of the outcome notification
- B – within 2 months of the outcome notification
- C – within 3 months of the outcome notification
- D – during January
- E – Later than January or no offer made

## Aurora College

There is **no reserve list** for Aurora College as the college works with host primary schools as soon as outcomes are released.

## Declining a reserve outcome

If your child is on a reserve list but you no longer want your child to be on the reserve list for that school, please select 'Withdraw'. You cannot change this decision later.

# Performance report

As part of your outcome information, within your application dashboard, you will also see a link to your child's 'Performance report'.

The Performance report shows how your child performed in comparison to the other students who took the test in that year.

For each of the test components, the report shows that your child performed within one of 4 bands:

- top 10% of candidates
- next 15% of candidates
- next 25% of candidates
- lowest 50% of candidates.



**Watch the video**

[Understanding your child's performance report](#)

The screenshot shows a web interface for 'Outcomes'. At the top, there is a breadcrumb trail: Home > Dashboard > Outcomes. Below this, there are three input fields: 'Student application:' with the value 'C2', 'Student name:' with 'Sample Student', and 'Placement process:' with 'Opportunity class for [redacted]'. To the right of these fields is a green button labeled 'Student performance report', which is highlighted with a red rectangular border. Below the input fields is a section titled 'Outcomes' with a back arrow icon. This section contains a table with the following columns: Choice, School, Outcome, Reserve band, Outcome sent, Response due, Response, and Action. The table has two rows of data:

Choice	School	Outcome	Reserve band	Outcome sent	Response due	Response	Action
1	[redacted] Public School ([redacted])	Offer		[redacted]			Accept Decline
2	[redacted] Public School ([redacted])	N/A		[redacted]			

View an example of a [Performance report](#) (PDF 245 KB).

The Performance report does not show the percentage of correct answers a child has achieved for any of the test components, rather how many other students performed within the same range.

The Performance report does not provide an individual's test scores or placement rank. Test scores or placement rankings are not available.

---

## Appeals

If you believe you have grounds for an appeal against your child's outcome that are not related to test marking, first check the [Appeals](#) page on our website to ensure you have a valid reason for an appeal.

If you have a valid reason, complete the appeal form in your application portal within 7 days of your initial outcome notification.

---

## Enrolment

Successful applicants are sent an 'Authority to attend' letter by email in late January next year. This letter confirms the student's entitlement to enrol in school where the offer was accepted.

Students must show the 'Authority to attend' letter to the school on the first day of school. You must also check the enrolment information on the school's website.

Schools may also contact you directly to invite you to their orientation day where you will receive information about the school and enrolment procedures. Some schools include students on their reserve lists in those invitations while others may not. However, being invited to the orientation day does not mean that you are guaranteed an offer from the reserve list.

---

## Documentary evidence

At the time of enrolment, students who have accepted an offer are required to present proof of Australia citizenship or eligible visa conditions, in the form of a birth certificate, passport, visa grant notice or citizenship certificate. Evidence that the family resides in NSW is also required. Schools may also ask you if they need to see originals of photocopied documents you have supplied.



### Important

Offers will be withdrawn if based on false or misleading information.

---

## Enrolment policy

The NSW Department of Education has a responsibility to assess and manage any risk of harm to its staff or students. This includes assessing and managing risks posed to students or staff by any student.

You will need to meet all of the NSW Department of Education enrolment conditions – learn more at [Enrolment](#).

---

## Contact

Please send a message through your application dashboard if you have any queries about your outcome. This is the quickest way to get a response to your query. If you are unable to log in to the dashboard, see the contact details below.



### Selective Education Unit

**Email:** [ssu@det.nsw.edu.au](mailto:ssu@det.nsw.edu.au)

**Telephone:** 1300 880 367

**Web:** [Selective high schools and opportunity classes](#)

## Department of Education

© 2024 NSW Department of Education GPO Box 33, Sydney NSW 2001 Australia

Facebook: @NSWDepartmentofEducation

Instagram: @NSWEducation

Website: [Education.nsw.gov.au](https://www.education.nsw.gov.au)