

Music

**In the hall of the
mountain king
music map**

In the hall of the mountain king music map

The timings indicated in the table below are there to show you where the sections start and finish. Duration is not the length of a section or the piece. Timings are based on the <https://www.youtube.com/watch?v=pPLXNmKvLBQ> video performance by the Berlin Philharmonic Orchestra.

1st section

A	A1 (00:16)	B (00:26)	B1 (00:35)	A (00:44)	A1 (00:53)
<ul style="list-style-type: none"> • horns sound a single paused note <i>pp</i> • low strings (cellos and double basses) then enter with the theme (melody), <i>pizzicato</i> (plucking) • bassoons play ostinato • <i>Moderato</i> • <i>pp</i> 	<ul style="list-style-type: none"> • bassoons repeat the theme while low strings play the crotchet ostinato (<i>pizz</i>) 	<ul style="list-style-type: none"> • low strings play the theme with a similar rhythm to A but a 5th higher • bassoons play crotchet ostinato 	<ul style="list-style-type: none"> • bassoons repeat this higher theme • low strings play crotchet ostinato 	<ul style="list-style-type: none"> • return to original theme by low strings with crotchet ostinato by bassoons • <i>mp</i> 	<ul style="list-style-type: none"> • bassoons repeat theme while low strings play ostinato (<i>pizz</i>) • slight <i>accelerando</i> into the next section

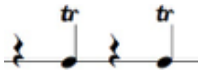
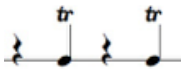

Rhythm of theme A is



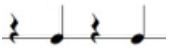
Rhythm of theme B is not vastly different – same intervals and rhythm in the first two bars but slightly different rhythm and pitches in the last two bars. It is also starts a 5th higher than the A theme.



2nd section


A (01:01)	A1 (01:08)	B (01:15)	B1 (01:21)	A (01:27)	A1 (01:33)
<ul style="list-style-type: none"> • violins play theme (<i>pizz</i>) • violas (harmony) play trills on every second crotchet beat  <ul style="list-style-type: none"> • low strings (<i>pizz</i>) and bassoons continue crotchet ostinato • <i>Allegro</i> 	<ul style="list-style-type: none"> • oboe and clarinet repeat A theme • violas, low strings and bassoons continue harmony 	<ul style="list-style-type: none"> • violins play the B theme/melody (<i>pizz</i>) with a similar rhythm to A but a 5th higher • dynamics begin to <i>crescendo</i> to <i>mf</i> • violas, low strings and bassoons continue harmony 	<ul style="list-style-type: none"> • oboes and clarinet repeat B theme • violas, low strings and bassoons continue harmony • <i>f</i> • <i>accelerando</i> begins 	<ul style="list-style-type: none"> • violins (<i>pizz</i>) A theme • violas and cellos harmony 	<ul style="list-style-type: none"> • oboes and clarinet repeat A theme • violins join in  <ul style="list-style-type: none"> • <i>arco</i> and then play trills on every beat for the last two bars • brass enter playing crotchets in last two bars – harmony • <i>ff</i>

3rd section

A (x2) (01:38)	B (x2) (01:48)	A (x2) (01:58)
<ul style="list-style-type: none"> • violins/violas play the A theme using tremolo, (violins an octave higher) • low strings play quavers • timpani, brass and woodwinds (harmony) + cymbals all play • <i>ff</i> • <i>Prestissimo</i> 	<ul style="list-style-type: none"> • violins/violas continue playing the melody (tremolo) with trumpets playing in unison for the last two bars of the phrase. • 1st time B theme = minor; 2nd time B theme = major • harmony roles and rhythms stay the same • <i>ff</i> 	<ul style="list-style-type: none"> • same as the first A of this section • <i>fff</i>

4th section

Coda (02:08)

- twice, the orchestra plays two bars of chords (second beat with cymbal crash) played by violins and brass playing *ff* descending minims  followed by the last two bars of the A theme

- the last five bars of the piece = chords and cymbal crashes. A *crescendo* timpani roll leads into the final two *fff* chords

