



Education &
Communities

Unit 1

Hello, I am Susie

안녕하세요, 저는 수지예요.

Workbook



Contents

Listening.....	5
Reading and writing	7
Reading and writing	8
Speaking and writing	9
Listening.....	10
Reading and writing	11
Listening.....	12
Listening.....	14
Speaking and writing	15
Project.....	17
Matching review	18

Copyright

This resource contains information, data, documents, pages and images ('the material') prepared by the NSW Curriculum and Learning Innovation Centre (NSW CLIC). The material is subject to copyright under the Copyright Act 1968 (Cth), and it is owned by the State of New South Wales through the Department of Education and Communities although it may contain material that is owned by other parties.

You must, however, obtain permission from the Department if you wish to:

- charge others for access to the work (other than at cost)
- include all or part of the work in advertising or a product for sale, or
- modify all or part of the work.

To obtain such permission please contact NSW CLIC Business Development at clic.marketing@det.nsw.edu.au

You may publish the material to another website, however if you publish an entire document or publication, we prefer you to make a direct link to this website to ensure that the latest version is always displayed.

Disclaimer

In compiling the information contained in and accessed through this website, NSW CLIC has used its best endeavours to ensure that the information is correct and current at the time of publication but takes no responsibility for any error, omission or defect therein.

To the extent permitted by law, the Department of Education and Communities and NSW CLIC, its employees, agents and consultants exclude all liability for any loss or damage (including indirect, special or consequential loss or damage) arising from the use of, or reliance on the information contained herein, whether caused or not by any negligent act or omission. If any law prohibits the exclusion of such liability, the Department and NSW CLIC limits their liability to the extent permitted by law, for the resupply of the information.

Third party sites

This website may contain links to third party websites and resources. Neither the Department nor NSW CLIC are responsible for the condition or content of these sites or resources as they are not under the control of the Department or NSW CLIC.



This material is licensed under the National Educational Access Licence for Schools (NEALS). Schools administered or represented by parties to NEALS may freely reproduce and/or make available online or electronically transmit this material in whole or part for educational uses.

The NSW Department of Education and Communities would like to acknowledge the following people who have contributed to the development of this resource:

Illustrations:	Ga Hee Lee & Joanne Lee-Jung
Headshots (people)	Getty Images. Used under licence.



Listening

1. Listen to the short conversations and highlight the greeting or farewell you hear. If you hear more than once, mark what you hear. **Track 2**

- | | | | | | | |
|----|-------|---------|---------|----|------|-------|
| a) | 안녕하세요 | 안녕히 계세요 | 안녕히 가세요 | 안녕 | 잘 가요 | 또 만나요 |
| b) | 안녕하세요 | 안녕히 계세요 | 안녕히 가세요 | 안녕 | 잘 가요 | 또 만나요 |
| c) | 안녕하세요 | 안녕히 계세요 | 안녕히 가세요 | 안녕 | 잘 가요 | 또 만나요 |
| d) | 안녕하세요 | 안녕히 계세요 | 안녕히 가세요 | 안녕 | 잘 가요 | 또 만나요 |
| e) | 안녕하세요 | 안녕히 계세요 | 안녕히 가세요 | 안녕 | 잘 가요 | 또 만나요 |

Key Dialogue

준호: 안녕하세요.

수지: 안녕하세요. 이름이 뭐예요?

준호: 준호예요. 만나서 반가워요.

수지: 저는 수지예요. 만나서 반가워요.



2. Listen carefully to the dialogue and answer the following questions. **Track 3**
- How do they say 'hello' in Korean?
 - How do they say 'nice to meet you' in Korean?
 - How do they ask each other's name in Korean?
 - What are their names?

3. Listen carefully to the dialogue and write down the names of the people introducing themselves in the space provided. **Track 4**

Name

a)

b)

c)

d)

e)

f)

4. Listen to the dialogue. Circle true (T) or false (F) according to what you hear. **Track 5**

- | | | | |
|----|---|---|---|
| a) | They are meeting for the first time. | T | F |
| b) | Friends are saying 'Hi'. | T | F |
| c) | A student is greeting a teacher. | T | F |
| d) | Friends are saying goodbye. | T | F |
| e) | A student is saying goodbye to a teacher. | T | F |
| f) | They are saying goodbye. | T | F |
| g) | A teacher is saying hello to another teacher. | T | F |



Reading and writing



5. Choose what they say. Choose from the expressions.

안녕하세요	안녕히 가세요	안녕히 계세요
잘 가요	또 만나요	안녕

<p>a)</p>	<p>b)</p>
<p>c)</p>	<p>d)</p>
<p>e)</p>	<p>f)</p>

Grammar note

Say your name with **이에요** or **예요** which are equivalent to 'to be (am, are, is) in English







- ✓ **-이에요** comes after nouns ending in a consonant.
- ✓ **-예요** comes after nouns ending in a vowel.



Reading and writing



6. What would each of these people say when introducing themselves? The first one has been done for you.

					
a) 크리스	b) 수진	c) 킴	d) 짐	e) 케이트	f) 마리


- a) 저는 크리스예요. _____
- b) _____
- c) _____
- d) _____
- e) _____
- f) _____




Speaking and writing



7. This is your family photo. Your friends ask you “누구예요?” Answer them in Korean, then label each of your family members. You can choose the appropriate word from the vocabulary box.



아버지	어머니	오빠	언니
형	동생	누나	친구



Key Dialogue

준호: 수지, 어디 살아요?

수지: 라이드에 살아요.

수지: 준호는 어디에 살아요?

준호: 나는 고든에 살아요.

수지: 아, 그래요?

준호: 네. 그래요.



Listening

8. Listen carefully to the dialogue and answer the following questions. **Track 6**

- Where does Susie live?
- Where does Junho live?

9. Listen carefully to the dialogue. Match the names of the people being interviewed with the towns or countries where they live. The first one has been done for you. **Track 7**

- | | |
|-------------|--------------|
| a) Steve | 1) Bourke |
| b) Bill | 2) Perth |
| c) Minsu | 3) Canberra |
| d) Janet | 4) Wee Waa |
| e) Paul | 5) Sydney |
| f) Sora | 6) Seoul |
| g) Ingi | 7) Busan |
| h) Kate | 8) Albury |
| i) Alex | 9) Orange |
| j) Jeonghee | 10) Brisbane |

Grammar note

은 / 는 is the topic marker.

✓ -은 comes after nouns ending in a consonant.

✓ -는 comes after nouns ending in a vowel.



Reading and writing

10. Write the appropriate topic marker in the blank line.



- 나_____ 미아예요.
- 수지_____ 시드니에 살아요.
- 친구 이름_____ 노아예요.
- 크리스_____ 퍼스에 살아요.
- 미아_____ 친구예요.

11. Answer the following questions according to the cues (네 or 아니요) provided.


- 준호예요?
아니요. _____
- 시드니에 살아요?
네, _____
- 미아예요?
네, _____
- 멜버른에 살아요?
아니요, _____

12. Draw or paste a photo of three of your friends. Next to the pictures, write sentences to show how you would introduce your friends to the class.

Use this pattern: _____ (name) 예요/이에요. _____ (place) 에 살아요.

Key Dialogue

토니: 수지는 어느 나라 사람이에요?
 수지: 한국 사람이에요.
 수지: 토니는 어느 나라 사람이에요?
 토니: 나는 중국 사람이에요.
 수지: 아, 그래요?



Listening

13. Listen carefully to the dialogue and answer the following questions. **Track 8**

- a) What is Susie's nationality?

- b) What is Tony's nationality?

14. Look at the pictures and write how each of these people would say their nationality.
 You can also listen to how each one says their nationalities to write the answers. The first one has been done for you. **Track 9**

	a) 나는 한국 사람이에요.
	b)
	c)
	d)
	e)
	f)
	g)
	h)
	i)
	j)
	k)



Listening

15. Listen carefully to the dialogues and draw a line from the student to her or his country.

Track 10



a) Mia



b) Jessica



c) Max



d) Ben



e) Mari



f) Linda



g) Noah



h) Olivia



i) Arti



j) Abas



k) Sue



l) Chris





Speaking and writing



16. Ask the following questions in Korean and then write your friends' responses either in Korean or in English. Complete your own response first.

	이름이 뭐예요?	어디 살아요?	어느 나라 사람이에요?
Your response			
Friend 1			
Friend 2			
Friend 3			
Friend 4			
Friend 5			

17. Choose one of your friends' responses from the interview. Write sentences in Korean.

Use this pattern:

친구 이름은 (name)예요/이에요. (place)에 살아요. (country) 사람이에요.

.....

.....

.....

18. **People bingo:** Use these questions to find someone as described below. Ask them to write their names in Korean when you find the right one. Say 'Bingo' when you clear two lines.

Speaks more than two languages Name:	Has the same country of origin Name:	Has brown eyes Name:
Has bigger feet than you Name:	Likes sport Name:	Has the longest hair in the class Name:
Can play a musical instrument Name:	Likes sport Name:	Has the longest hair in the class Name:

Rules

- 1) You can ask each question in English.
- 2) You should then find out your friend's name in Korean.
- 3) You should ask your friend to write their name in the right box.
- 4) You should be honest when answering the questions.
- 5) You shouldn't write your own name for your questions.
- 6) You shouldn't use the same name more than once.

Project

Complete your profile and mini research on your name and then present it to the class.
Use the following table to outline your profile and mini research.

Part one: My profile (Complete in Korean)	
• Your photo or avatar	
• Name	
• Place where you live	
• Nationality	
Part two: Mini research on my name (Complete in English)	
• Story behind my name: Do you have a story behind your name? Whom were you named after? What meaning does your name have?	
• Research popular Korean names: Any interesting findings? How do Korean people write their names? What are popular names in Korea? What is your favourite name in Korean? Why?	
• Bibliography	

Matching review

1. How much can you remember? Match each Korean word to the closest English meaning.

- | | |
|--------------------|----------|
| a) I | 1) 어디 |
| b) where | 2) 호주 사람 |
| c) name | 3) 어느 |
| d) which | 4) 이름 |
| e) country | 5) 나 |
| f) people | 6) 나라 |
| g) Chinese | 7) 중국 사람 |
| h) Australian | 8) 친구 |
| i) Korean | 9) 한국 사람 |
| j) friend | 10) 사람 |
| k) father | 11) 저 |
| l) mother | 12) 동생 |
| m) older brother | 13) 아버지 |
| n) older sister | 14) 누나 |
| o) younger brother | 15) 형 |
| | 16) 언니 |
| | 17) 오빠 |
| | 18) 어머니 |

2. How much can you remember? Match each Korean expression to the closest English meaning.

- | | |
|-----------------|-----------------------------|
| a) 안녕하세요? | 1) What's your name? |
| b) 어디 살아요? | 2) What's your nationality? |
| c) 이름이 뭐예요? | 3) Where do you live? |
| d) 누구예요? | 4) Hello? |
| e) 어느 나라 사람이에요? | 5) Who is it? |

ARIRANG UNIT 1 WORKBOOK ANSWERS

1.

- a) 안녕하세요
- b) 안녕
- c) 잘 가요
- d) 또 만나요
- e) 안녕히 계세요, 잘 가요

2.

- a) 안녕하세요.
- b) 만나서 반가워요.
- c) 이름이 뭐예요?
- d) 미아 & 현수

3.

- a) 영호 & 지수
- b) 다이아나 & 데이비드
- c) 존 & 마리
- d) 수미 & 영수
- e) 토니 & 미나
- f) 유나 & 톰

4.

- | | |
|------|------|
| a) F | e) T |
| b) F | f) T |
| c) T | g) F |
| d) F | |

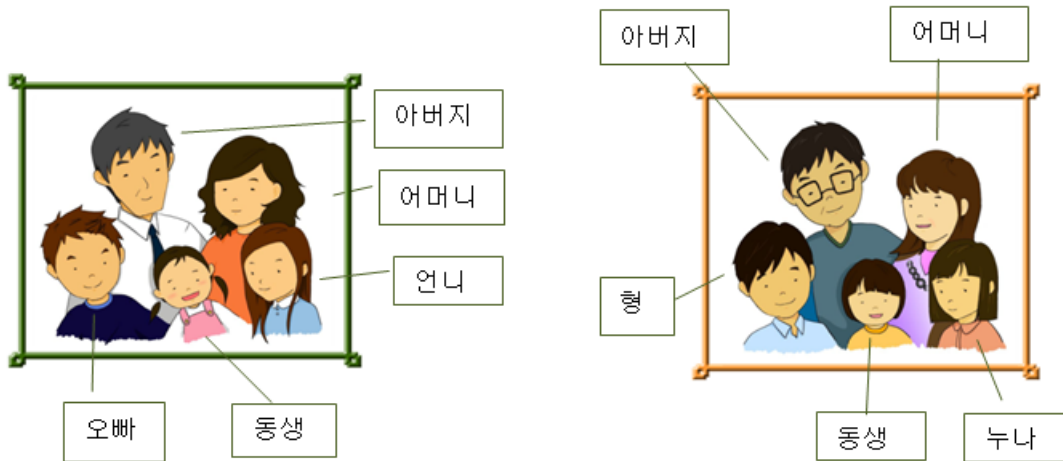
5.

- a) 안녕/ 안녕하세요.
- b) 잘 가요/ 또 만나요
- c) 안녕/ 안녕
- d) 안녕히 가세요/ 안녕히 계세요
- e) 안녕하세요/ 안녕하세요
- f) 안녕/ 안녕히 계세요

6.

- a) 저는 크리스예요.
- b) 저는 수진이에요.
- c) 저는 킴이에요.
- d) 저는 짐이에요.
- e) 저는 케이트예요.
- f) 저는 마리에요.

7.



8.

- a) 에핑 Epping
- b) 파라마타 Parramatta

9.

- | | |
|-------|--------|
| a) 3) | f) 7) |
| b) 8) | g) 10) |
| c) 6) | h) 5) |
| d) 1) | i) 9) |
| e) 4) | j) 2) |

10.

- a) ㄴ
- b) ㄷ
- c) ㄹ
- d) ㄷ
- e) ㄴ

11.

- a) 아니요. student 's name 예요/이에요.
- b) 네, 시드니에 살아요.
- c) 네, 미아예요.
- d) 아니요. Name of city 에 살아요.

13.

- a) 호주 사람 Australian
- b) 뉴질랜드 사람 New Zealander

14.

- a) 나는 한국 사람이에요.
- b) 나는 프랑스 사람이에요.
- c) 나는 호주 사람이에요.
- d) 나는 중국 사람이에요.
- e) 나는 멕시코 사람이에요.
- f) 나는 러시아 사람이에요.
- g) 나는 인도네시아 사람이에요.
- h) 나는 캐나다 사람이에요.
- i) 나는 일본 사람이에요.
- j) 나는 미국 사람이에요.
- k) 나는 나이지리아 사람이에요.

15.

- | | |
|--------------------|----------------------|
| a) Mia/ France | g) Noah/ New Zealand |
| b) Jessica/ Russia | h) Olivia/ Australia |
| c) Max/ China | i) Arti/ Indonesia |
| d) Ben/ America | j) Abas/ Nigeria |
| e) Mari/ Mexico | k) Sue/ Egypt |
| f) Linda/ Brazil | l) Chris/ Canada |

17.

친구 이름은 벤이에요. 라이드에 살아요. 호주 사람이에요.

Matching review

1.

- | | |
|--------|---------------|
| a) 5) | i) 9) |
| b) 1) | j) 8) |
| c) 4) | k) 13) |
| d) 3) | l) 18) |
| e) 6) | m) 15) or 17) |
| f) 10) | n) 14) or 16) |
| g) 7) | o) 12) |
| h) 2) | |

2.

- a) 4)
- b) 3)
- c) 1)
- d) 5)
- e) 2)

ARIRANG UNIT 1 WORKBOOK TRANSCRIPT

Track	Transcript
track 1	Korean Arirang workbook Unit One Hello, I am Susie.
track 2	Question 1. a) 수지 Susie: 안녕하세요. 준호 Junho: 네, 안녕하세요. b) 준호 Junho: 수지, 안녕. 수지 Susie: 어, 준호, 안녕. c) 준호 Junho: 잘 가요, 수지. 수지 Susie: 네, 잘 가요, 준호. d) 수지 Susie: 또 만나요. 준호 Junho: 네, 또 만나요. e) 수지 Susie: 선생님, 안녕히 계세요. 선생님 Teacher: 네, 잘 가요.
track 3	Question 2. 미아 Mia: 안녕하세요. 현수 Hyunsu: 안녕하세요. 미아 Mia: 이름이 뭐예요? 현수 Hyunsu: 저는 현수예요. 이름이 뭐예요? 미아 Mia: 저는 미아예요. 만나서 반가워요. 현수 Hyunsu: 만나서 반가워요.

track 4	Question 3.
	a) F 안녕하세요. M 안녕하세요. F 이름이 뭐예요? M 저는 영호예요. 이름이 뭐예요? F 저는 지수예요.
	b) M 안녕하세요. F 안녕하세요. M 이름이 뭐예요? F 저는 다이아나예요. 이름이 뭐예요? M 저는 데이비드예요.
	c) F 안녕하세요. M 안녕하세요. F 이름이 뭐예요? M 저는 존이에요. 이름이 뭐예요? F 저는 마리에요.
	d) M 안녕하세요. F 안녕하세요. M 이름이 뭐예요? F 저는 수미예요. 이름이 뭐예요? M 저는 영수예요.
	e) F 안녕하세요. M 안녕하세요. F 이름이 뭐예요? M 저는 토니예요. 이름이 뭐예요? F 저는 미나예요.
f) M 안녕하세요. F 안녕하세요. M 이름이 뭐예요? F 저는 유나예요. 이름이 뭐예요? M 저는 톰이에요.	

track 5	Question 4.
	<p>Junho: 선생님, 안녕하세요.</p> <p>Teacher: 어, 준호야, 안녕. 누구예요?</p> <p>Junho: 여기는 동생이에요.</p> <p>Teacher: 아, 그래요? 만나서 반가워요. 또 만나요.</p> <p>Junho: 네. 선생님, 안녕히 계세요.</p>
track 6	Question 8.
	<p>준호 Junho : 수지, 어디 살아요?</p> <p>수지 Susie: 에핑에 살아요. 준호는 어디에 살아요?</p> <p>준호 Junho : 나는 파라마타에 살아요.</p> <p>수지 Susie: 아, 그래요?</p> <p>준호 Junho : 네. 그래요.</p>