



Let's learn Hangeul



Workbook



Contents

Simple vowels.....	6
Writing.....	6
Writing.....	9
Listening.....	11
Listening and writing.....	12
Reading and writing.....	13
Vowel combinations 1.....	14
Writing.....	14
Listening.....	16
Listening and writing.....	16
Consonants.....	17
Writing.....	18
Listening.....	20
Writing.....	21
Writing and speaking.....	22
Syllabic construction 1.....	23
Writing.....	23
Listening.....	25
Listening and reading.....	26
Reading and writing.....	27
Vowel combinations 2.....	31
Writing.....	31
Writing.....	34
Listening.....	34
Double consonants.....	35
Writing.....	35
Listening.....	37
Syllabic construction 2.....	38
Writing.....	38
Listening.....	41
Listening and writing.....	42
Reading and writing.....	43
Review: Hangeul chart 1.....	48
Review: Hangeul chart 2.....	49

Copyright

This resource contains information, data, documents, pages and images ('the material') prepared by the NSW Curriculum and Learning Innovation Centre (NSW CLIC). The material is subject to copyright under the Copyright Act 1968 (Cth), and it is owned by the State of New South Wales through the Department of Education and Communities although it may contain material that is owned by other parties.

- The Department of Education and Communities encourages the availability, dissemination and exchange of public information. You may copy, distribute, display, download and otherwise freely deal with the material for any purpose, on the condition that you include the copyright notice '© State of New South Wales through the Department of Education and Communities' on all uses.

You must, however, obtain permission from the Department if you wish to:

- charge others for access to the work (other than at cost)
- include all or part of the work in advertising or a product for sale, or
- modify all or part of the work.

To obtain such permission please contact NSW CLIC Business Development at clic.marketing@det.nsw.edu.au

You may publish the material to another website, however if you publish an entire document or publication, we prefer you to make a direct link to this website to ensure that the latest version is always displayed.

Disclaimer

In compiling the information contained in and accessed through this website, NSW CLIC has used its best endeavours to ensure that the information is correct and current at the time of publication but takes no responsibility for any error, omission or defect therein.

To the extent permitted by law, the Department of Education and Communities and NSW CLIC, its employees, agents and consultants exclude all liability for any loss or damage (including indirect, special or consequential loss or damage) arising from the use of, or reliance on the information contained herein, whether caused or not by any negligent act or omission. If any law prohibits the exclusion of such liability, the Department and NSW CLIC limits their liability to the extent permitted by law, for the resupply of the information.

Third party sites

This website may contain links to third party websites and resources. Neither the Department nor NSW CLIC are responsible for the condition or content of these sites or resources as they are not under the control of the Department or NSW CLIC.



This material is licensed under the National Educational Access Licence for Schools (NEALS). Schools administered or represented by parties to NEALS may freely reproduce and/or make available online or electronically transmit this material in whole or part for educational uses.

The NSW Department of Education and Communities would like to acknowledge the following people who have contributed to the development of this resource:

Illustrations: Ga Hee Lee & Joanne Lee-Jung



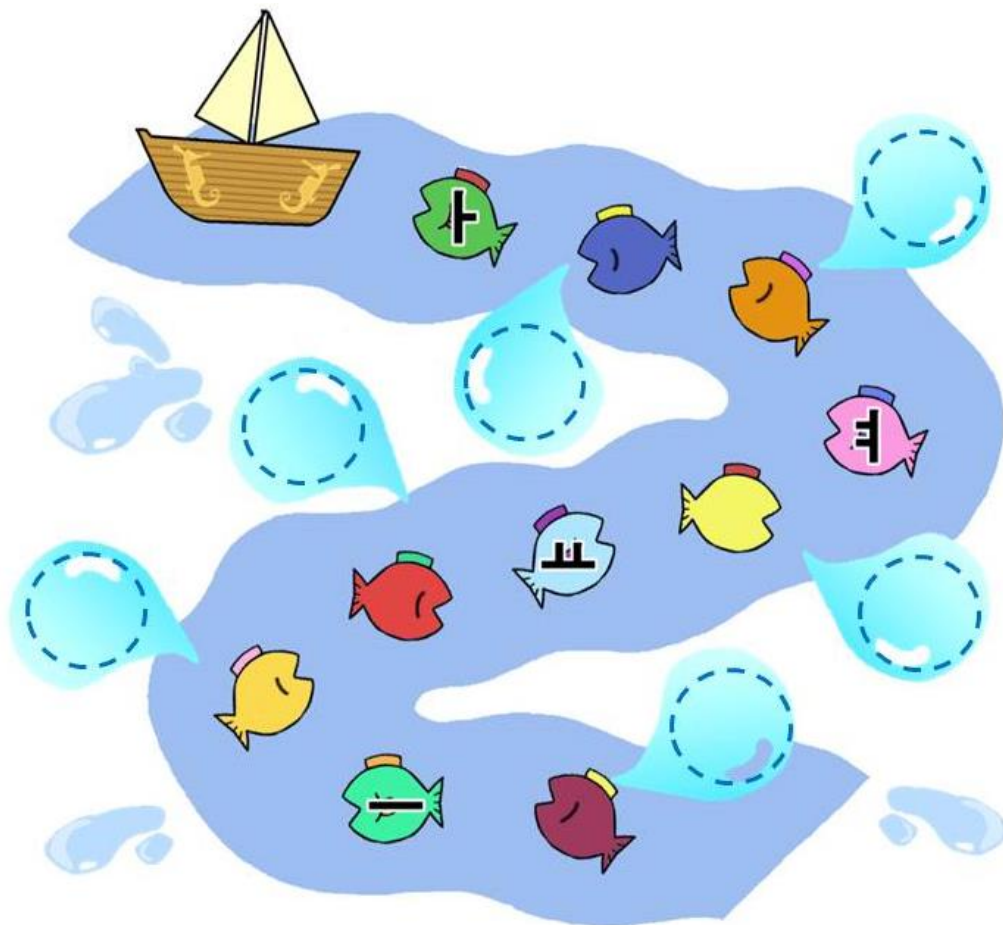
KING SEJONG, THE GREAT

Simple vowels


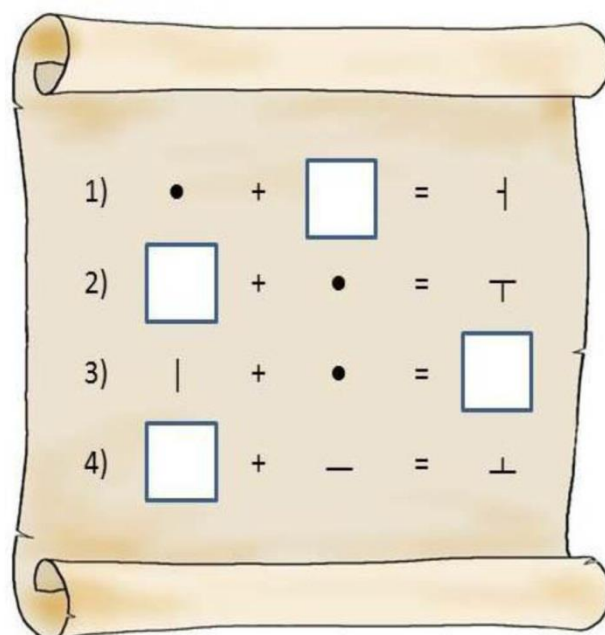
Writing

- Write the following Korean basic vowels. When you write the vowels, write from top to bottom, and left to right and use the correct stroke order every time.

2. The vowels should be in order. Write the missing vowels in the bubbles.



3. Complete the following equations.



4. Draw lines to match the letters which have the same sounds.

ㅏ

ㅑ

ㅣ

ㅓ

ㅕ

ㅗ

ㅡ

ㅛ

ㅜ

ㅠ

우

유

야

어

아

요

여

우

이

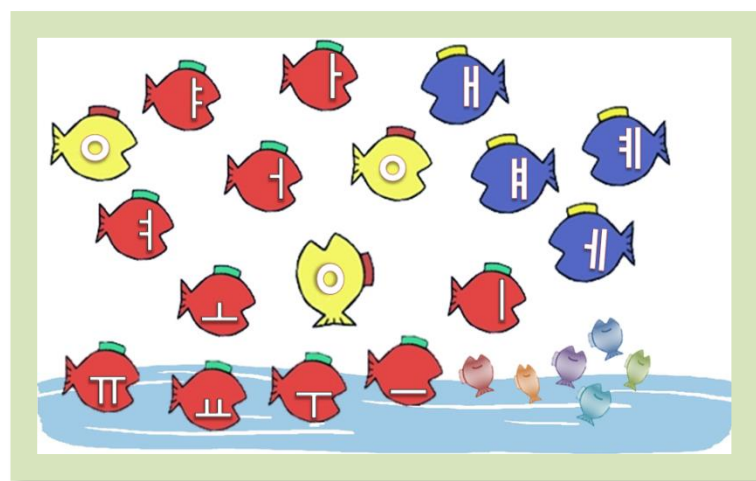
이

Writing

5. Write the following vowels with the silent consonant ㅇ. Be sure to use the correct stroke order.

아	아					
야	야					
어	어					
여	여					
우	우					
유	유					
우	우					
유	유					
이	이					
이	이					

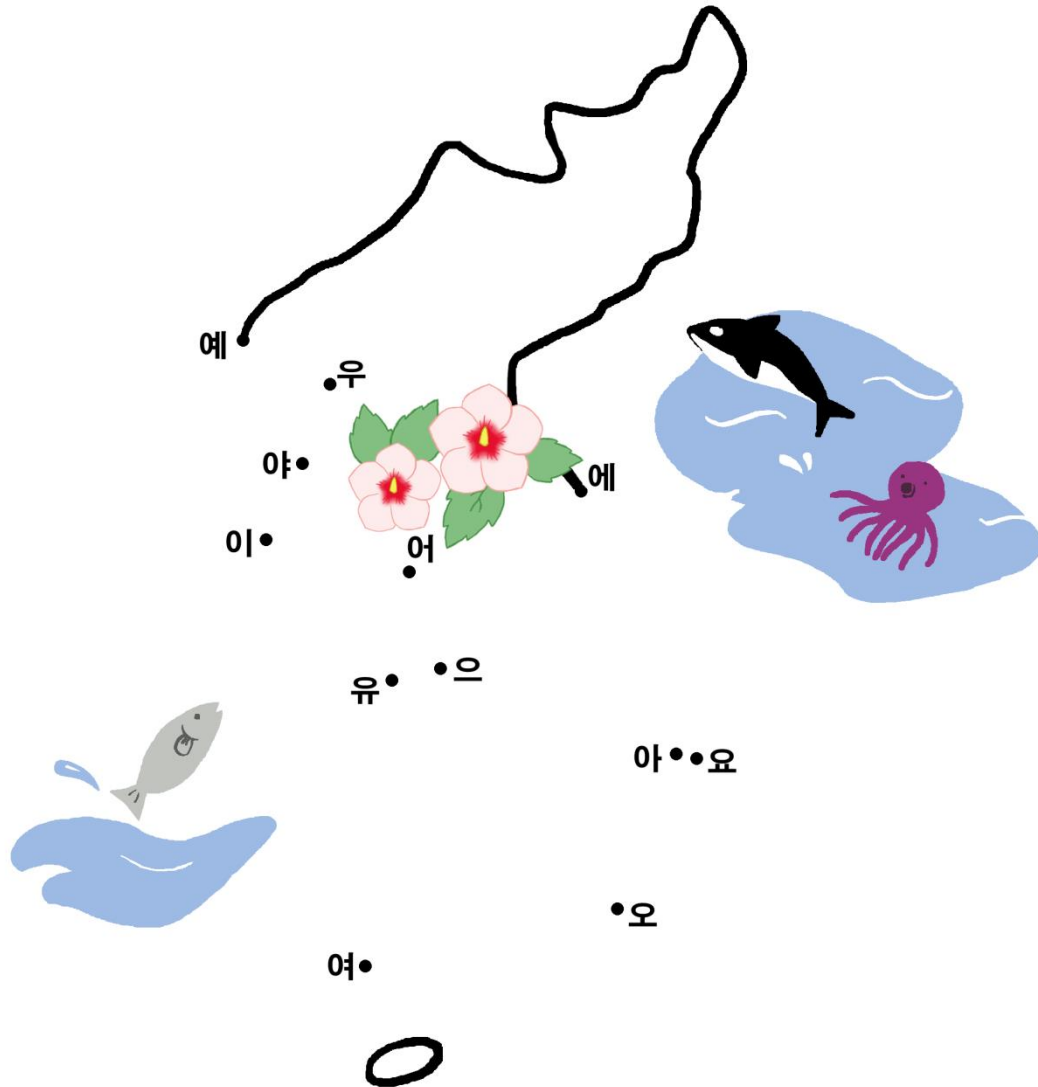
6. Write the missing vowels with the silent consonant ㅇ in the bubbles. The vowels should be in the correct order.



Listening

7. Draw a line joining the letters that you hear to complete the picture below.

Start with **여**. Track 2




8. Circle the vowels that you hear. Track 3

- | | | | | | |
|------|---|------|---|------|---|
| 1) 아 | 어 | 2) 오 | 요 | 3) 우 | 오 |
| 4) 유 | 으 | 5) 여 | 어 | 6) 요 | 이 |
| 7) 요 | 유 | 8) 우 | 유 | 9) 오 | 으 |

Listening and writing

9. Write down the vowels that you hear. *Track 4*



Reading and writing

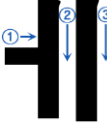

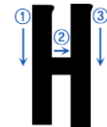

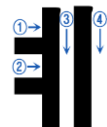

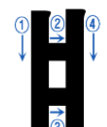
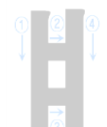
10. Write the word for each image.

	오			
	오이			
	이			
	이			
	아이			
	우유			
	여우			
	아우			

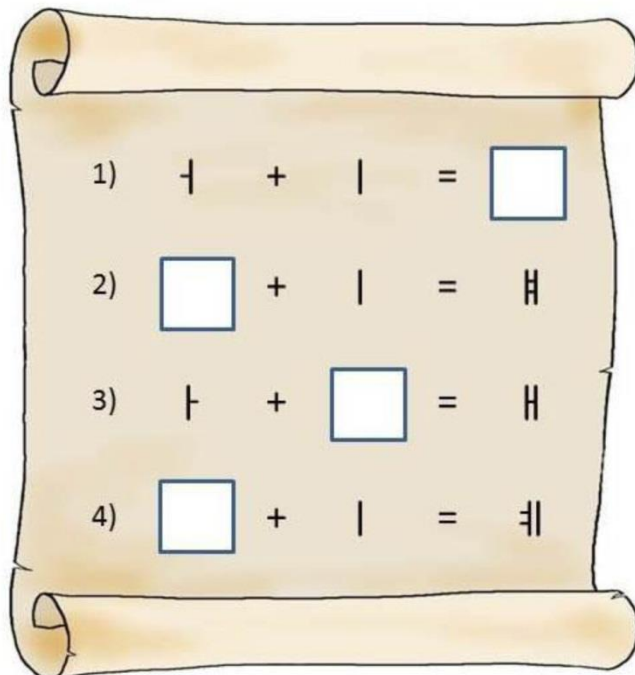
Vowel combinations 1

Writing

11. Write the following vowels in the correct stroke order.

12. Complete the following equations.




1) $\text{ㅏ} + \text{ㅣ} = \square$

2) $\square + \text{ㅣ} = \text{ㅏ}$

3) $\text{ㅏ} + \square = \text{ㅏ}$

4) $\square + \text{ㅣ} = \text{ㅑ}$



13. Draw lines to match the letters to the ones with the same sounds.

ㄱ

ㅈ

ㅋ

ㅊ

애

예

에

아

14. Write the following vowels with the silent consonant ㅇ.

에	에					
아	아					
예	예					
아	아					


Listening

15. Circle the vowels that you hear. *Track 5*

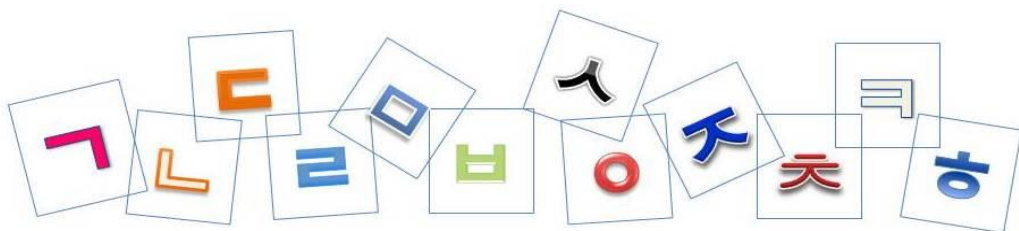
- | | | | |
|-------|----|--------|----|
| 1) 애 | 예 | 2) 야 | 애 |
| 3) 어 | 에 | 4) 아 | 애 |
| 5) 에이 | 예이 | 6) 애애 | 애애 |
| 7) 오에 | 오예 | 8) 으애 | 으애 |
| 9) 예에 | 예이 | 10) 애애 | 에예 |

Listening and writing

16. Write down the vowels that you hear. *Track 6*




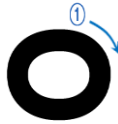


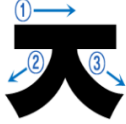
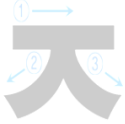

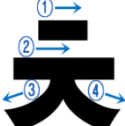


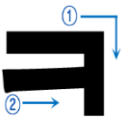

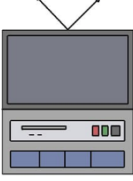
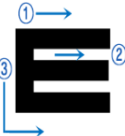


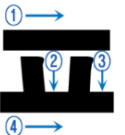
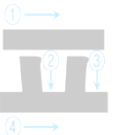

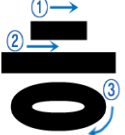

Consonants



Writing

17. Write the following consonants using the correct stroke order.




Listening

18. Circle the consonants that you hear. *Track 7*

- | | | | | | |
|----|---|---|----|---|---|
| 1) | ㄱ | ㄹ | 2) | ㅃ | ㅍ |
| 3) | ㅈ | ㅊ | 4) | ㄷ | ㅌ |
| 5) | ㄴ | ㄷ | 6) | ㄹ | ㅎ |
| 7) | ㄴ | ㄱ | 8) | ㄱ | ㅋ |

19. Listen and write the number next to the consonant that you hear. The first one has been done for you. *Track 8*




Writing

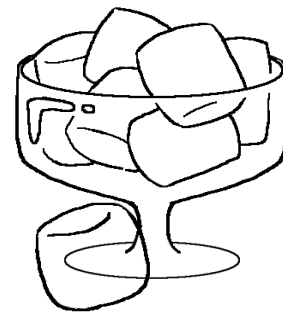

20. Write the correct consonant next to the equivalent English sound.

d		j		t	
r/l		ch		p	
b		s		h	
k		n		m	

21. Fill in the consonants in order in the picture below. Start with **ㄱ**, and finish with **ㅇ**.



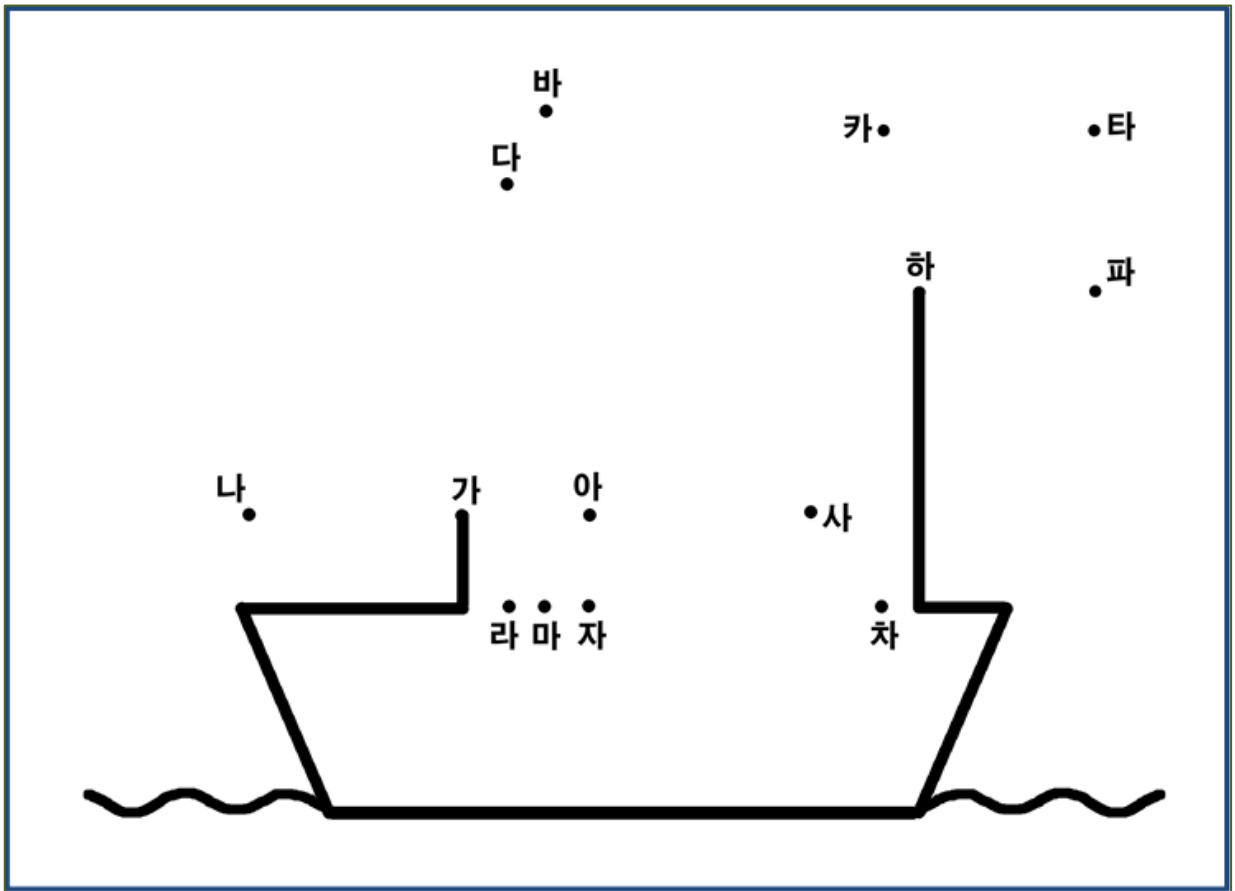
	ㅍ	ㅑ	ㅓ	ㅕ
ㄱ				
ㄴ				
ㄷ				
ㄹ				
ㅁ				
ㅂ				
ㅅ				
ㅇ				
ㅈ				
ㅊ				
ㅋ				
ㆁ				
ㅏ				
ㅓ				



Listening

24. Draw a line joining the letters that you hear to complete the picture below.

Start with 가. Track 9



25. Listen to the sounds and fill in the missing consonants. Track 10






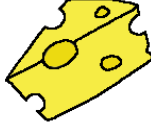


- | | | | | | | | |
|----|---|-----|---|-----|---|-----|---|
| 1) | ㅏ | 2) | ㅑ | 3) | ㅓ | 4) | ㅕ |
| 5) | ㅗ | 6) | ㅛ | 7) | ㅜ | 8) | ㅠ |
| 9) | ㅝ | 10) | ㅟ | 11) | ㅞ | 12) | ㅡ |

26. Listen to the sounds and fill in the missing vowels. Track 11

- 1) ㄱ 2) ㄴ 3) ㄷ 4) ㄹ
- 5) ㅁ 6) ㅂ 7) ㅅ 8) ㅇ
- 9) ㅈ 10) ㅊ 11) ㅋ 12) ㆁ

Listening and reading

27. Listen and circle the words that you hear. Track 12

- | | | | | | |
|----|---|----------------------------|----|--|----------------------------|
| 1) |  | a) 버스
b) 머스
c) 퍼스 | 2) |  | a) 토니스
b) 터니스
c) 테니스 |
| 3) |  | a) 바트
b) 보트
c) 베트 | 4) |  | a) 크피
b) 커피
c) 커비 |
| 5) |  | a) 카미라
b) 크메리
c) 카메라 | 6) |  | a) 치즈
b) 치지
c) 츠지 |
| 7) |  | a) 비아노
b) 포아노
c) 피아노 | 8) |  | a) 도마도
b) 토마토
c) 토마도 |

Reading and writing

28. Circle the odd syllable that is written wrongly in each word and rewrite the word correctly in the space provided. The first one has been done for you.

바	ㄱ	나	바나나
ㅣㅍ	아	노	
ㄱ	디	오	
ㅍ	보	드	
카	ㅍ	라	
테	ㅍ	스	
ㅣㅍ	드	니	
오	페	무	
하	ㅍ	스	
토	ㅍ	토	

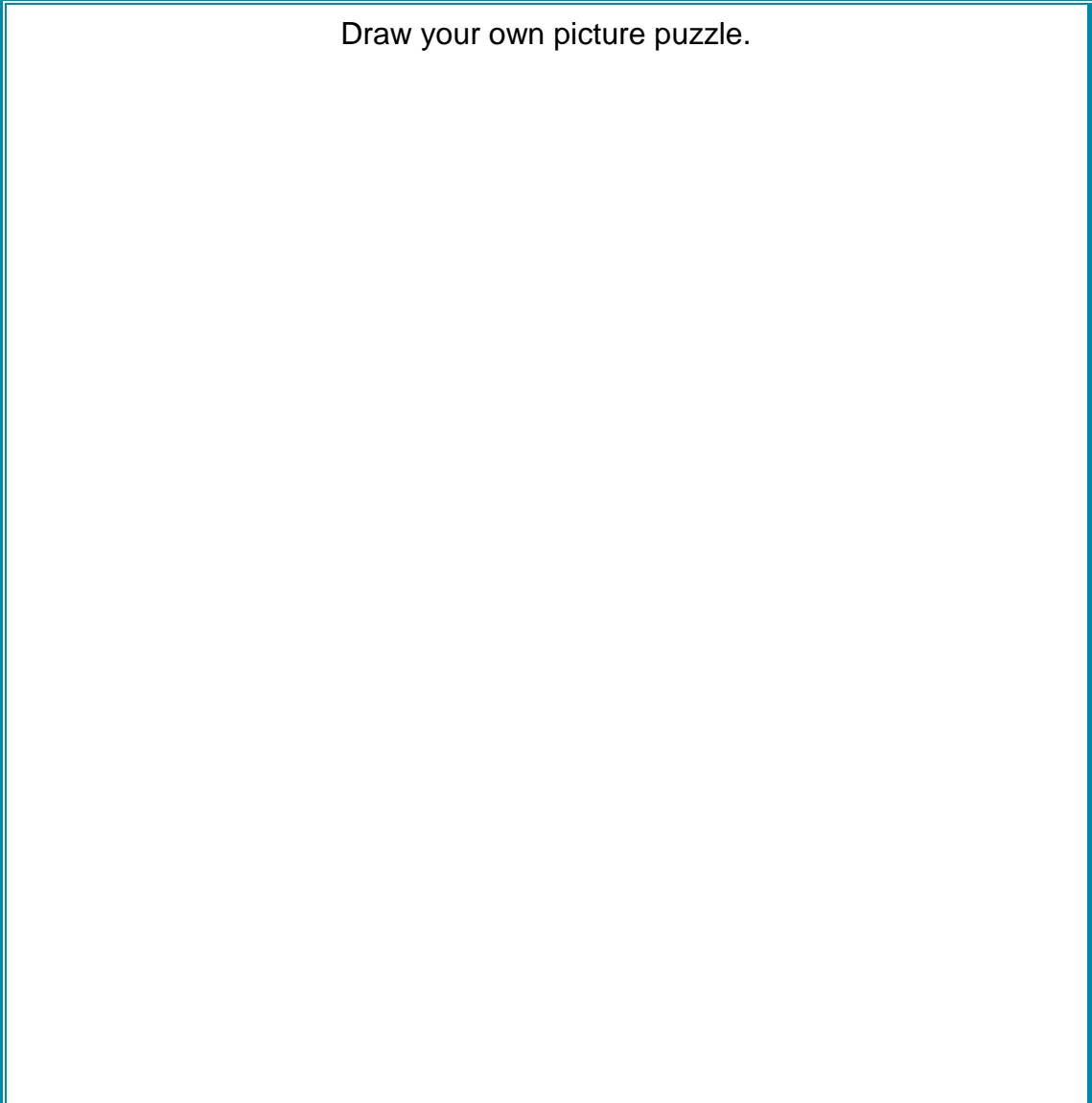
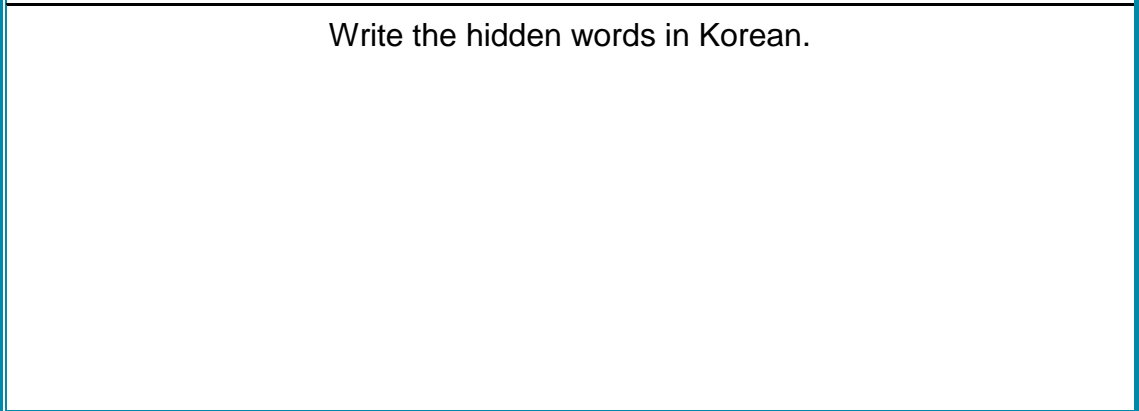
29. Read the following loan words and work out their meanings. Place them in the appropriate categories on the next page.

바나나	버스	테니스	피아노
시드니	비디오	토마토	라디오
치즈	주스	스피커	키보드
커피	보트	카메라	토스트
기타	파리	스케이트	파이
호바트	퍼스	페리	아메리카



Categories	
Food & drink	
Transportation	
Sports	
Places	
Office supplies	
Instrument	

30. Create your own picture puzzle. Choose five loan words to hide in a picture. Draw the most suitable background to hide the five words. Write the words you have hidden in the picture in the second row of the table below. When you have finished, challenge your partner to find the words.

<p>Draw your own picture puzzle.</p> 
<p>Write the hidden words in Korean.</p> 

Vowel combinations 2

Writing

31. Write the following vowels using the correct stroke order.

32. Complete the following equations.

1) $\begin{array}{|c|} \hline \text{ㅏ} \\ \hline \end{array} + \begin{array}{|c|} \hline \\ \hline \end{array} = \begin{array}{|c|} \hline \text{ㅑ} \\ \hline \end{array}$

2) $\begin{array}{|c|} \hline \\ \hline \end{array} + \begin{array}{|c|} \hline \text{ㅓ} \\ \hline \end{array} = \begin{array}{|c|} \hline \text{ㅕ} \\ \hline \end{array}$

3) $\begin{array}{|c|} \hline \text{ㅓ} \\ \hline \end{array} + \begin{array}{|c|} \hline \\ \hline \end{array} = \begin{array}{|c|} \hline \text{ㅗ} \\ \hline \end{array}$

4) $\begin{array}{|c|} \hline \\ \hline \end{array} + \begin{array}{|c|} \hline \text{ㅣ} \\ \hline \end{array} = \begin{array}{|c|} \hline \text{ㅜ} \\ \hline \end{array}$

5) $\begin{array}{|c|} \hline \\ \hline \end{array} + \begin{array}{|c|} \hline \text{ㅣ} \\ \hline \end{array} = \begin{array}{|c|} \hline \text{ㅡ} \\ \hline \end{array}$

6) $\begin{array}{|c|} \hline \text{ㅓ} \\ \hline \end{array} + \begin{array}{|c|} \hline \text{ㅑ} \\ \hline \end{array} = \begin{array}{|c|} \hline \\ \hline \end{array}$

7) $\begin{array}{|c|} \hline \\ \hline \end{array} + \begin{array}{|c|} \hline \text{ㅣ} \\ \hline \end{array} = \begin{array}{|c|} \hline \text{ㅓ} \\ \hline \end{array}$

33. Write the following vowels with the silent consonant ㅇ.

와	와					
워	워					
왜	왜					
웨	웨					
외	외					
위	위					
의	의					



Writing

34. Combine the consonants and vowels to complete the chart.

	ㄱ	ㄴ	ㄷ	ㄹ	ㅁ	ㅂ	ㅅ	ㅇ	ㅈ	ㅊ	ㅋ	ㅌ	ㅍ	ㅎ
나	과													화
겨		눠											꿔	
내			돼									태		
계				웨							퀘			
니					외					최				
기						뷔			쥐					
기							스	의						

Listening

35. Circle the vowels that you hear. **Track 13**

- | | | | |
|------|---|------|---|
| 1) 와 | 워 | 2) 왜 | 의 |
| 3) 외 | 위 | 4) 위 | 웨 |
| 5) 워 | 외 | 6) 의 | 와 |
| 7) 웨 | 위 | 8) 외 | 워 |

Double consonants

Writing


36. Write the word for each image.

	어깨			
	토끼			
	찌개			
	머리띠			
	싸요			
	비싸요			
	짜요			
	뿌리			

Label the images in the picture below.



Colour the picture below. Find the differences between two pictures.



Listening

37. Listen and circle the words that you hear. Track 14

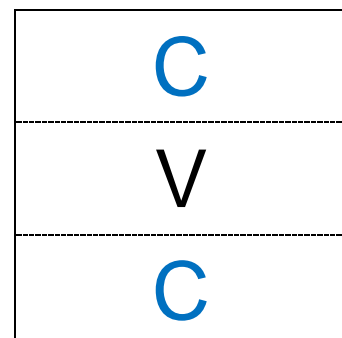

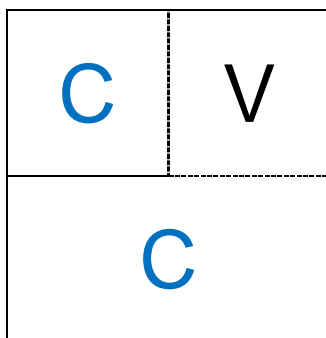
- | | | | |
|-----|----------------------------|-----|-------------------------------|
| 1) | a) 꼬마
b) 두마
c) 짜마 | 2) | a) 뿌리
b) 부리
c) 뽀리 |
| 3) | a) 꼬끼리
b) 꼬키리
c) 코끼리 | 4) | a) 머리띠
b) 머리떼
c) 머리디 |
| 5) | a) 씨요
b) 싸요
c) 싸여 | 6) | a) 쨌요
b) 짜오
c) 짜요 |
| 7) | a) 아빠
b) 아바
c) 아빠 | 8) | a) 토기
b) 토끼
c) 또키 |
| 9) | a) 어끼
b) 아깨
c) 어깨 | 10) | a) 뽀보
b) 뽀뽀
c) 포뽀 |
| 11) | a) 뽀빠이
b) 포파이
c) 뽀파이 | 12) | a) 빠라마타
b) 파라마따
c) 파라마타 |
| 13) | a) 스나미
b) 쓰나미
c) 쯔나미 | 14) | a) 와이바이
b) 와리파이
c) 와이파이 |

Syllabic construction 2

Writing

38. Combine the consonants, vowels and *batchim* (final consonants) to complete the chart.

	ㄱ	ㄴ	ㄷ	ㄹ	ㅁ	ㅂ	ㅅ	ㅇ
ㅏ	과							ㅑ
ㅓ		나						
ㅗ			다				사	
ㅜ				라				
ㅣ					마			
ㅞ						ㅓ		
	ㅇ	ㄹ	ㅂ	ㄱ	ㄷ	ㅅ	ㄴ	ㅑ



39. Write the word for each image below.

	펜			
	페인트			
	색소폰			
	택시			
	오렌지			
	넥타이			
	핸드백			
	치킨			
	드럼			

40. Using the 사다리 게임 *sadari* game, find eight letters hidden in the picture below.

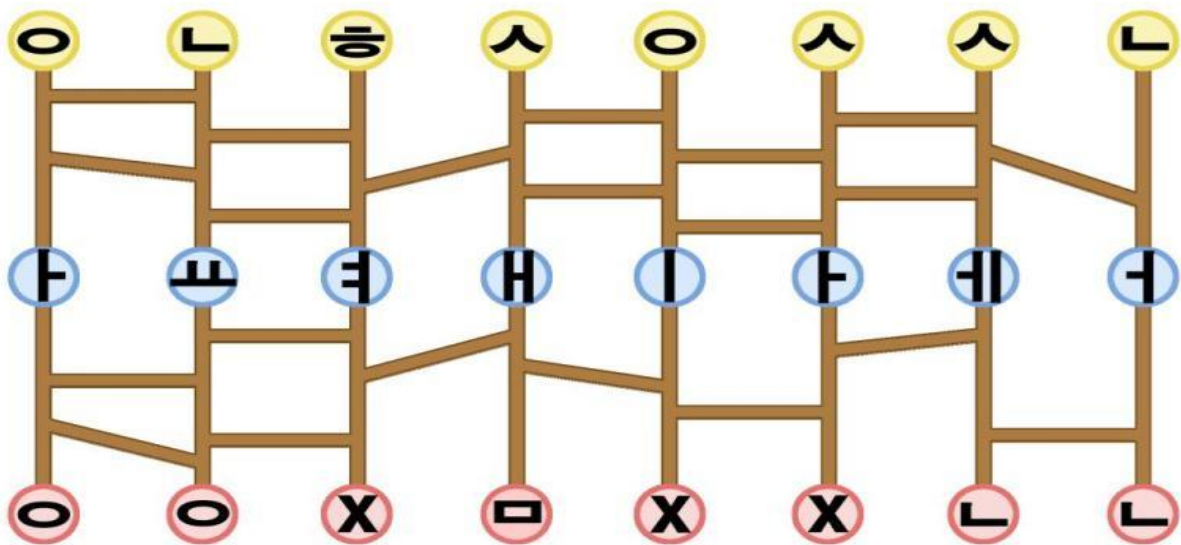
Combine consonants and vowels to make each letter.



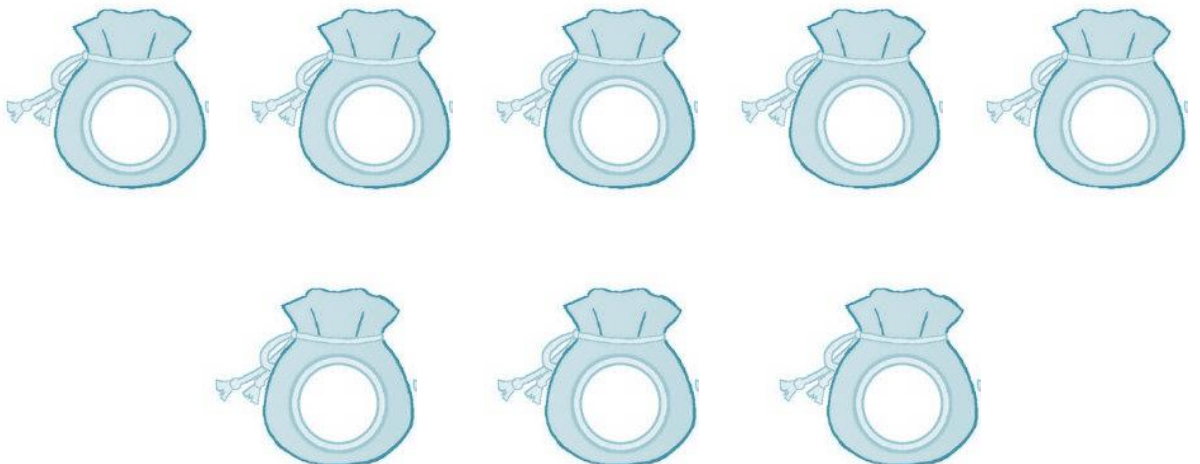
How to play the sadari game



Choose the top end of the line under each consonant. Follow it down and turn each time when you meet a horizontal line. You may need to turn right or left. Keep moving down until you reach a final consonant. Start at the top of the next vertical line until you have found each complete syllable.



Now, write down the eight syllables that you found. Read the expression aloud. Do you know what this means?



Listening

41. Listen carefully and circle the sounds that you hear. **Track 15**

- | | | | |
|------|---|------|---|
| 1) 강 | 김 | 2) 빈 | 빛 |
| 3) 박 | 백 | 4) 권 | 흰 |
| 5) 황 | 홍 | 6) 송 | 송 |
| 7) 인 | 잉 | 8) 진 | 정 |

42. There are several common Korean surnames. Do you know which ones are the most common? Write down your guesses.



Now listen and check the answers. **Track 16**



Listening and writing

43. Listen carefully and fill in each box to complete a word. *Track 17*


1)	인		2)	순		
3)		마	4)			터
5)		원	6)			꽃
7)		트	8)		국	
9)	우		10)	트		
11)	트		12)		크	




Reading and writing

44. Read the words in the box below. Find the words that have the final *batchim* sound 't' and write them in the space provided.

국	부엌	밖	눈	문	손가락	옷	낮	
꽃	밑	까말다	있다	집	물	불	별	
엄마	감	잎	공	빛	빗	빗	닭	값



Batchim	Sound value
ㄱ ㅋ ㆁ	k
ㄴ	n
ㄷ ㅌ ㅈ ㅊ ㅌ ㅍ ㅍ	t
ㄹ	l
ㅁ	m
ㅂ ㅍ	p
ㅇ	ng



45. Label the names of the cities and states on the map below.

The map shows the outline of Australia with 14 empty rectangular boxes for labeling states and territories, and 5 dots for labeling major cities. The boxes are located in the following approximate positions:

- Top center (Northern Territory)
- West coast (Western Australia)
- Central (South Australia)
- East coast (New South Wales)
- South coast (Victoria)
- Southwest (Tasmania)
- Northwest (Queensland)
- Central (Northern Territory)
- East coast (New South Wales)
- South coast (Victoria)
- Southwest (Tasmania)
- Southwest (Western Australia)
- Southwest (Western Australia)
- Southwest (Western Australia)

The dots are located in the following approximate positions:

- Northwest coast (Perth)
- North coast (Sydney)
- Southwest coast (Melbourne)
- South coast (Hobart)
- South coast (Brisbane)

Capital: 캔버라

Cities:
 다윈, 시드니, 브리즈베인, 호바트, 멜버른, 퍼스

States:
 빅토리아, 뉴사우스웨일즈, 태즈메이니아, 퀸즐랜드,
 웨스턴 오스트레일리아, 사우스 오스트레일리아,
 노던 테리토리

46. With your partner, read the following loan words and work out the meaning of each word.

	Loan words	Meanings
1)	컴퓨터	
2)	초콜릿	
3)	벨트	
4)	아이스크림	
5)	트럼펫	
6)	텔레비전	
7)	샌드위치	
8)	베이컨	
9)	핸드백	
10)	오렌지	

	Loan words	Meanings
11)	미트파이	
12)	슈퍼마켓	
13)	디즈니랜드	
14)	피자	
15)	멜론	
16)	미키마우스	
17)	민트	
18)	키위	
19)	시즈니	
20)	커피	

47. Imagine you are asked to create an eye chart for the optometrist. Fill out the eye chart with Korean letters in the table below.

EYE CHART

Now, with your partner take turns being the optometrist. Ask your patient to read aloud each line of your chart.

Review: Hangeul chart 2

	기	히	키	히	나	겨	내	계	니	기	니
ㄱ											
ㄴ											
ㄷ											
ㄹ											
ㅁ											
ㅂ											
ㅅ											
ㅇ											
ㅈ											
ㅊ											
ㅋ											
ㅌ											
ㅍ											
ㅎ											

ARIRANG HANGEUL WORKBOOK ANSWERS

2.

ㅏ ㅑ ㅓ ㅕ ㅗ ㅛ

3.

- 1) ㅣ
- 2) —
- 3) ㅏ
- 4) ●

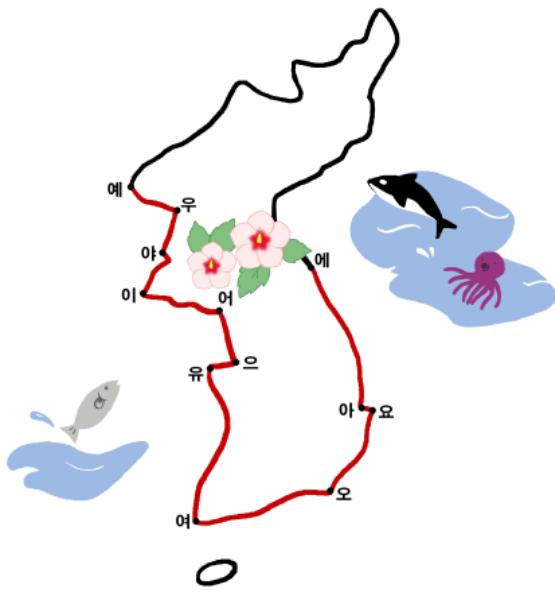
4.

ㅏ → 아, ㅑ → 요, ㅣ → 이, ㅕ → 우, ㅑ → 여, ㅓ → 오, — → 으, ㅏ → 야, ㅑ → 어, ㅗ → 유

6.

아 여 요 우 으

7.



8.

- | | | |
|------|------|------|
| 1) 어 | 4) 으 | 7) 유 |
| 2) 요 | 5) 여 | 8) 우 |
| 3) 우 | 6) 이 | 9) 오 |

9.

- | | |
|-------|-------|
| 1) 아 | 5) 아야 |
| 2) 우 | 6) 우우 |
| 3) 요요 | 7) 오이 |
| 4) 으이 | 8) 여우 |

12.

- 1) ㅘ
- 2) ㅙ
- 3) ㅣ
- 4) ㅚ

13.

ㅘ → 예, ㅙ → 애, ㅚ → 예, ㅛ → 애

15.

- | | |
|-------|--------|
| 1) 애 | 6) 애애 |
| 2) 얘 | 7) 오예 |
| 3) 어 | 8) 으애 |
| 4) 얘 | 9) 에이 |
| 5) 예이 | 10) 애애 |

16.

- | | |
|----------|----------|
| 1) 애/예 | 5) 으애/으예 |
| 2) 얘/예 | 6) 야우 |
| 3) 이에/이애 | 7) 애유/에유 |
| 4) 예이/애이 | 8) 우애/우예 |

18.

- | | |
|------|------|
| 1) ㄹ | 5) ㅊ |
| 2) ㅃ | 6) ㅎ |
| 3) ㅆ | 7) ㄴ |
| 4) ㅍ | 8) ㅋ |

19.

ㄱ → 1, ㄴ → 4, ㄷ → 5, ㄹ → 7, ㅁ → 12, ㅂ → 10, ㅅ → 9,
ㅇ → 3, ㅈ → 8, ㅊ → 6, ㅋ → 11, ㅌ → 13, ㅍ → 14, ㅎ → 2

20.

d → ㄷ, j → ㅈ, t → ㅌ, r/l → ㄹ, ch → ㅊ, p → ㅍ,
b → ㅃ, s → ㅅ, h → ㅎ, k → ㅋ, n → ㄴ, m → ㅁ

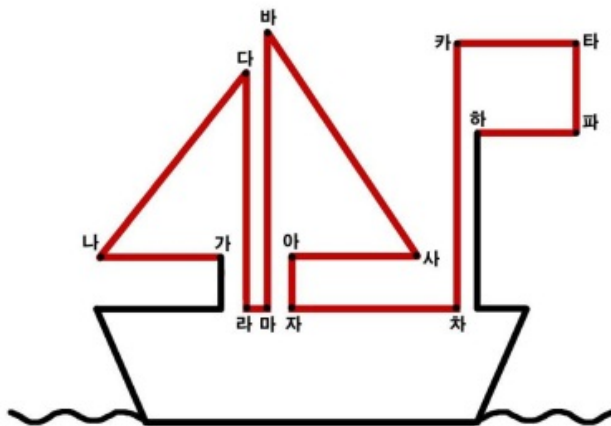
21.

ㄱ ㄴ ㄷ ㄹ ㅁ ㅂ ㅅ ㅈ ㅊ ㅋ ㅌ ㅍ ㅎ

23.

	ㅏ	ㅑ	ㅓ	ㅕ	ㅗ	ㅛ	ㅜ	ㅠ	ㅡ		ㅣ	ㅚ	ㅜ	ㅞ	ㅟ
ㄱ	가	갸	거	겨	고	교	구	규	그	기	게	개	계	괘	
ㄴ	나	냐	너	녀	노	뇨	누	뉴	느	니	네	내	네	내	
ㄷ	다	댜	더	더	도	됴	두	듀	드	디	데	대	데	대	
ㄹ	라	랴	러	려	로	료	루	류	르	리	레	래	레	래	
ㅁ	마	먜	머	며	모	묘	무	뮤	므	미	메	매	메	매	
ㅂ	바	뵜	버	벼	보	뵤	부	뷰	브	비	베	배	베	배	
ㅅ	사	샤	서	셔	소	쇼	수	슈	스	시	세	새	세	새	
ㅇ	아	야	어	여	오	요	우	유	으	이	에	애	예	애	
ㅈ	자	쟸	저	져	조	죠	주	쥬	즈	지	제	재	제	재	
ㅊ	차	챤	처	쳐	초	쵸	추	쥬	츄	치	체	채	체	채	
ㅋ	카	갸	커	켜	코	쿄	쿠	큐	크	키	케	캐	케	캐	
ㅌ	타	탸	터	텨	토	토포	투	튜	트	티	테	태	테	태	
ㅍ	파	뵜	퍼	페	포	포	푸	퓨	프	피	페	패	페	패	
ㅎ	하	햐	허	혀	호	효	후	휴	흐	히	헤	해	헤	해	

24.



25.

- | | | |
|------|------|-------|
| 1) ㄴ | 5) ㄱ | 9) ㄴ |
| 2) ㅍ | 6) ㅁ | 10) ㄷ |
| 3) ㅎ | 7) ㅊ | 11) ㅅ |
| 4) ㅂ | 8) ㄹ | 12) ㅇ |

26.

- | | | |
|----------|------|-----------|
| 1) ㅏ | 5) ㅡ | 9) ㅗ |
| 2) ㅜ | 6) ㅣ | 10) ㅜ / ㅞ |
| 3) ㅓ | 7) ㅑ | 11) ㅕ |
| 4) ㅜ / ㅞ | 8) ㅠ | 12) ㅛ |

27.

- | | |
|------|------|
| 1) a | 5) c |
| 2) c | 6) a |
| 3) b | 7) c |
| 4) b | 8) b |

28.

바나나, 피아노, 라디오, 키보드, 카메라, 테니스, 시드니, 오페라, 하우스, 토마토

29.

- Food & drink: 바나나, 치즈, 커피, 주스, 토마토, 토스트, 파이
- Transportation: 버스, 보트, 페리
- Sports: 테니스, 스케이트
- Places: 시드니, 호바트, 파리, 퍼스, 아메리카
- Office supplies: 비다오, 스피커, 카메라, 라디오, 키보드
- Instrument: 기타, 피아노, 키보드

32.

- | | |
|------|------|
| 1) ㅏ | 5) ㅡ |
| 2) ㅓ | 6) ㅑ |
| 3) ㅕ | 7) ㅗ |
| 4) ㅓ | |

34.

	ㄱ	ㄴ	ㄷ	ㄹ	ㅁ	ㅂ	ㅅ	ㅇ	ㅈ	ㅊ	ㅋ	ㅌ	ㅍ	ㅎ
ㅏ	과	나	다	라	마	바	사	와	자	차	카	타	파	화
ㅑ	귀	늪	뒤	뤼	뮌	뷔	슈	위	쥬	취	퀴	튀	퓌	휘
ㅓ	괘	내	दै	래	매	배	쇄	왜	재	채	괘	태	꽤	화
ㅕ	궈	궑	궒	궓	궔	궕	궖	궗	궘	궙	궚	궛	궜	궝
ㅗ	괴	노	도	로	모	보	소	와	조	초	코	토	포	호
ㅛ	궈	늪	뒤	뤼	뮌	뷔	슈	위	쥬	취	퀴	튀	퓌	휘
ㅜ	기	니	디	리	미	비	시	의	지	치	키	티	피	히

35.

- | | |
|------|------|
| 1) 와 | 5) 위 |
| 2) 왜 | 6) 와 |
| 3) 위 | 7) 위 |
| 4) 웨 | 8) 외 |

37.

- | | |
|------|-------|
| 1) a | 8) b |
| 2) a | 9) c |
| 3) c | 10) b |
| 4) a | 11) a |
| 5) b | 12) c |
| 6) c | 13) b |
| 7) c | 14) c |

38.

	ㄱ	ㄴ	ㄷ	ㄹ	ㅁ	ㅂ	ㅅ	ㅇ
ㅏ	광	날	답	락	말	밭	산	앞
ㅑ	경	널	덥	럭	먼	벗	션	옆
ㅓ	공	놀	돕	룩	몸	붓	손	윽
ㅕ	궁	눌	뚱	룩	물	붓	순	윽
ㅣ	깁	닐	딛	릭	민	빋	신	앞
내	괩	넬	땡	랙	왠	봣	썩	웁
	ㅇ	ㄹ	ㅂ	ㄱ	ㄷ	ㅅ	ㄴ	ㅍ

40.

안녕하세요 선생님

41.

- | | |
|------|------|
| 1) 강 | 5) 흥 |
| 2) 빛 | 6) 송 |
| 3) 백 | 7) 인 |
| 4) 흰 | 8) 진 |

42.

김 박 이 최

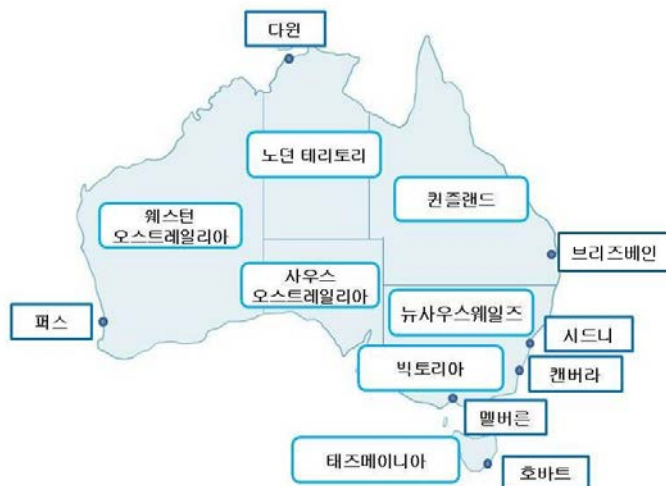
43.

- | | | |
|--------|--------|---------|
| 1) 공원 | 5) 다윈 | 9) 오븐 |
| 2) 손가락 | 6) 빨간꽃 | 10) 트럼펫 |
| 3) 엄마 | 7) 벨트 | 11) 드럼 |
| 4) 컴퓨터 | 8) 한국어 | 12) 썬크림 |

44.

손가락, 옷, 낮, 꽃, 밀, 까맣다, 있다, 빛, 빗, 빗

45.



46.

- | | |
|---------------|------------------|
| 1) computer | 11) meat pie |
| 2) chocolate | 12) super market |
| 3) belt | 13) Disney Land |
| 4) ice cream | 14) pizza |
| 5) trumpet | 15) melon |
| 6) television | 16) Micky mouse |
| 7) sandwich | 17) mint |
| 8) bacon | 18) kiwi |
| 9) hand bag | 19) Sydney |
| 10) orange | 20) coffee |

Review: Hangeul chart 1

	ㅏ	ㅑ	ㅓ	ㅕ	ㅗ	ㅛ	ㅜ	ㅠ	ㅡ
ㄱ	가	갸	거	겨	고	교	구	규	그
ㄴ	나	냐	너	녀	노	뇨	누	뉴	느
ㄷ	다	댜	더	더	도	дю	두	듀	드
ㄹ	라	랴	러	려	로	료	루	류	르
ㅁ	마	먜	머	며	모	묘	무	뮤	므
ㅂ	바	뵤	버	벼	보	뵤	부	뷰	브
ㅅ	사	샤	서	셔	소	쇼	수	슈	스
ㅇ	아	야	어	여	오	요	우	유	으
ㅈ	자	쟸	저	져	조	쵸	주	쥬	즈
ㅊ	차	챤	처	쳐	초	쵸	추	츬	츠
ㅋ	카	카	커	켜	코	교	쿠	큐	크
ㅌ	타	타	터	텨	토	토	투	튜	트
ㅍ	파	파	퍼	펴	포	표	푸	퓨	프
ㅎ	하	하	허	혀	호	효	후	휴	흐

Review: Hangeul chart 2

	ㄱ	ㄴ	ㄷ	ㄹ	ㅁ	ㅂ	ㅅ	ㅇ	ㅈ	ㅊ	ㅋ	ㅌ	ㅍ	ㅎ
ㄱ	게	개	계	개	과	귀	괘	괘	괴	귀	괴	귀	괴	괴
ㄴ	네	내	네	내	나	늬	뇌	뇌	뇌	뇌	늬	늬	늬	늬
ㄷ	데	대	데	대	다	뒤	돼	돼	뒤	뒤	뒤	뒤	뒤	뒤
ㄹ	레	래	레	래	라	뤼	뤼	뤼	뤼	뤼	뤼	뤼	뤼	뤼
ㅁ	메	매	메	매	마	뮌	뮌	뮌	뮌	뮌	뮌	뮌	뮌	뮌
ㅂ	베	배	베	배	바	뵤	뵤	뵤	뵤	뵤	뵤	뵤	뵤	뵤
ㅅ	세	새	세	새	사	슌	쇄	쇄	슌	슌	슌	슌	슌	슌
ㅇ	에	애	에	애	와	워	왜	왜	워	워	워	워	워	워
ㅈ	제	재	제	재	자	쥬	쥬	쥬	쥬	쥬	쥬	쥬	쥬	쥬
ㅊ	체	채	체	채	차	춰	춰	춰	춰	춰	춰	춰	춰	춰
ㅋ	케	캐	케	캐	카	퀴	괘	괘	괴	귀	괴	귀	괴	괴
ㅌ	테	태	테	태	타	튀	뵤	뵤	튀	튀	튀	튀	튀	튀
ㅍ	페	패	페	패	파	퓌	꽤	꽤	퓌	퓌	퓌	퓌	퓌	퓌
ㅎ	헤	해	헤	해	하	훤	훤	훤	훤	훤	훤	훤	훤	훤

ARIRANG HANGEUL WORKBOOK TRANSCRIPT

Track	Transcript
track 1	Korean Arirang workbook Let's learn Hangeul
track 2	Question 7. 예 우 야 이 어으유여오요아에
track 3	Question 8. 10) 어 11) 요 12) 우 13) 으 14) 여 15) 이 16) 유 17) 우 18) 오
track 4	Question 9. 1) 아 2) 우 3) 요요 4) 으이 5) 아야 6) 우유 7) 오이 8) 여유
track 5	Question 15. 1) 애 2) 애 3) 어 4) 애 5) 예이 6) 애애 7) 오예 8) 으애 9) 예이 10) 애애

track 6	<p>Question 16.</p> <p>1) 애 (애) 2) 얘 (예) 3) 이에 (이애) 4) 예이(애이) 5) 으애 (으애) 6) 야우 7) 애유 (에유) 8) 우애 (우예)</p>
track 7	<p>Question 18.</p> <p>1) ㄹ 2) ㅁ 3) ㅂ 4) ㅅ 5) ㅈ 6) ㅊ 7) ㅋ 8) ㆁ</p>
track 8	<p>Question 19.</p> <p>1) ㄱ 2) ㅋ 3) ㆁ 4) ㄴ 5) ㄷ 6) ㅈ 7) ㄹ 8) ㅂ 9) ㅅ 10) ㅁ 11) ㅋ 12) ㅁ 13) ㅅ 14) ㅍ</p>
track 9	<p>Question 24.</p> <p>가나다라마바사아자차카타파하</p>

track 10	Question 25. 1) 나 2) 파 3) 하 4) 바 5) 고 6) 미 7) 초 8) 류 9) 네 10) 두 11) 서 12) 으
track 11	Question 26. 13) 가 14) 누 15) 더 16) 래 (레) 17) 으 18) 비 19) 샤 20) 유 21) 조 22) 채 (체) 23) 켜 24) 튄
track 12	Question 27. 1) 버스 2) 테니스 3) 보트 4) 커피 5) 카메라 6) 치즈 7) 피아노 8) 토마토

track 13	Question 35. 1) 와 2) 왜 3) 위 4) 웨 5) 워 6) 와 7) 위 8) 외
track 14	Question 37. 1) 꼬마 2) 뿌리 3) 코끼리 4) 머리띠 5) 싸요 6) 짜요 7) 아빠 8) 토끼 9) 어깨 10)뽀뽀 11)뽀뽀이 12)파라마타 13)쓰나미 14)와이파이
track 15	Question 41. 1) 강 2) 빛 3) 백 4) 흰 5) 흥 6) 송 7) 인 8) 진
track 16	Question 42. 김 박 이 최

track 17	Question 43.
	<ol style="list-style-type: none">1) 공원2) 손가락3) 엄마4) 컴퓨터5) 다윈6) 빨간꽃7) 벨트8) 한국어9) 오븐10) 트럼펫11) 드럼12) 섰크림