

THEMATIC PICTURE DICTIONARY WORKBOOK

FOR ENGLISH LANGUAGE LEARNERS





©State of New South Wales (Department of Education) 2019

Illustrations © Dinalie Dabarera 2015

RESTRICTED WAIVER OF COPYRIGHT

The printed material in this publication is subject to a restricted waiver of copyright to allow the purchaser to make photocopies of the material contained in the publication for use within schools or institutes subject to the conditions below.

1. All copies of the printed material shall be made without alteration or abridgement and must retain acknowledgement of the copyright.
2. The school or college shall not sell, hire or otherwise derive revenue from copies of the material, nor distribute copies of the material for any other purpose.
3. The restricted waiver of copyright is not transferable and may be withdrawn in the case of the breach of any of these conditions.

ACKNOWLEDGEMENTS

The illustration on the cover of the Thematic Picture Dictionary Workbook for English Language Learners was created by Dinalie Dabarera.

For further information contact multicultural.programs@det.nsw.edu.au

ISBN: 0 7313 8742 2

SCIS: 1744875

HOW TO USE THE THEMATIC PICTURE DICTIONARY WORKBOOK

The Thematic Picture Dictionary Workbook for English Language Learners (Workbook) is a literacy resource for students who are in the early stages of learning English as an additional language or dialect. The Workbook is a companion to the Thematic Picture Dictionary for English Language Learners (Picture Dictionary) and uses that publication for its visual text material.

The units of work in this publication follow the sequence of themes in the Picture Dictionary but on occasion more than one theme is covered in a single unit of work.

The commonly encountered vocabulary in the Picture Dictionary has been used as the basis for the reading texts found at the beginning of the units of work. The pictures were drawn to illustrate single words and do not necessarily depict the scenes found in the texts. Reading exercises should be completed after the vocabulary has been taught and teachers will need to guide students to an understanding of the text.

English language occurs when there is a social purpose. Individual activities in this workbook will work best when used as part of a teaching sequence rather than as stand alone activities.

The texts vary in difficulty and each text has been graded in relation to the ESL Scales, the Intensive English Curriculum Framework and the ESL Steps: ESL Curriculum Framework K–6, Stage 3. The levels at which students will be able to complete the reading exercises are shown above each text and are indicated by the following:

ESL Scales:	Intensive English Curriculum Framework:	K-6 Curriculum Framework ESL Steps:
Level 1 = ●	FOUNDATION = F	STAGE 3 BAND A1 = A1
Level 2 = ●●	LEVEL 1 = 1	STAGE 3 BAND A2 = A2
Level 3 = ●●●	LEVEL 2 = 2	STAGE 3 BAND B = B
Level 4 = ●●●●		

The exercises in each unit vary in difficulty so that the teacher can choose exercises appropriate to each student depending on their English literacy development.

Simpler exercises include vocabulary recognition, alphabetical order, word and sentence clozes, sentence matching and grammatical exercises.

Writing exercises include copying text, completing formatted texts, using surveys to write short answers, completing sentences and completing short texts.

CONTENTS

How to use the Thematic Picture Dictionary Workbook	i
Unit 1: School	2
Unit 2: Classroom	6
Unit 3: Computer	9
Unit 4: Family	12
Unit 5: Footwear, jewellery and underwear	17
Unit 6: Parts of the body	21
Unit 7: Illness and medication	23
Unit 8: Food	26
Unit 9: Fruit	29
Unit 10: Vegetables	33
Unit 11: House	36
Unit 12: Kitchen and laundry	40
Unit 13: Transport and communication	43
Unit 14: Clothing and seasons	47
Unit 15: Sport	51
Unit 16: Beach	55
Unit 17: Australian animals	59
Unit 18: Australiana	63
Unit 19: Adjectives and prepositions	66
Unit 20: Measurement and shapes and solids	69
Answers	73

UNIT 1: SCHOOL



Turn to page 4

Look at the pictures and read the text below.

Deyana's school day

It's 9 a.m. in the morning. The students are at school. Some students are in their classrooms. They are learning English. Some students are at the gym. They are doing PE. Some students are on the sports oval. They are playing soccer.

It's 9.30 a.m. Where is Deyana? She's late for school. She has a note from her mother. She takes the note to the office. Then she goes to her classroom. Where is her class? No-one is there. She goes to the gym. Her class is not there. She goes to the sports oval. Her class is there. They are playing soccer. Deyana goes to the change room and puts on her sports uniform and sports shoes. She runs onto the oval and plays soccer. At 10.45 a.m. the bell rings for recess. At 11.05 a.m. the students go back to the classroom for lessons.

It's 12.30 p.m. The bell rings. It's lunch time. The students walk out to the playground. Deyana goes to the canteen. She buys a sandwich. She sits under the tree with her two friends. They eat and talk. Deyana and her friends watch some students playing handball in the playground. After lunch Deyana and her friends play handball too. It is hot today. Deyana is wearing her hat.

It's 1.15 p.m. Lunch time is finished. Deyana and her friends go to the classroom for afternoon lessons.

At 3.00 p.m. the bell rings and the students go home.



Exercise 1

Read the text and tick True (T) or False (F) after the sentences. The first one has been done for you.

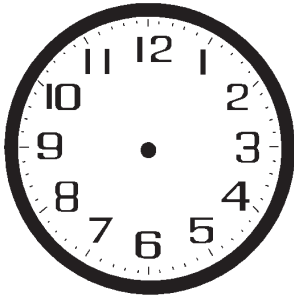
- | | T | F |
|--|-------------------------------------|--------------------------|
| 1. Some students are learning English at 9.00 a.m. | <input checked="" type="checkbox"/> | <input type="checkbox"/> |
| 2. Some students are playing handball at 9.00 a.m. | <input type="checkbox"/> | <input type="checkbox"/> |
| 3. Deyana is at school at 9.00 a.m. | <input type="checkbox"/> | <input type="checkbox"/> |
| 4. Deyana is late for school. | <input type="checkbox"/> | <input type="checkbox"/> |
| 5. Deyana's class is not in the classroom. | <input type="checkbox"/> | <input type="checkbox"/> |
| 6. Deyana finds her class at the gym. | <input type="checkbox"/> | <input type="checkbox"/> |
| 7. Deyana's class is playing basketball. | <input type="checkbox"/> | <input type="checkbox"/> |
| 8. The bell rings at 1.00 p.m. for lunch. | <input type="checkbox"/> | <input type="checkbox"/> |
| 9. Afternoon lessons start at 1.15 p.m. | <input type="checkbox"/> | <input type="checkbox"/> |
| 10. The students go home at 2.00 p.m. | <input type="checkbox"/> | <input type="checkbox"/> |




Exercise 2

Read the text and put the right times on the clocks.

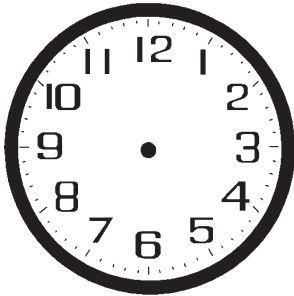
1. School starts.



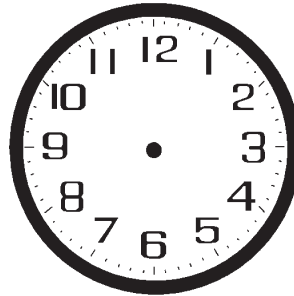
2. Deyana takes her late note to the office.



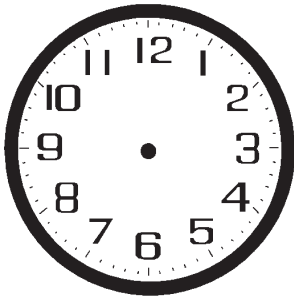
3. Recess starts.




4. Recess finishes.



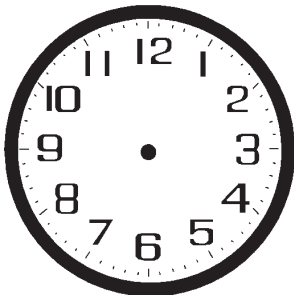
5. Deyana's class goes back to the classroom for lessons.




6. Lunch starts.



7. Afternoon lessons start.



8. School finishes.





Exercise 3

Where are they? Read the text and finish the sentences. The first one has been done for you.

1. Some students are studying English in their classrooms.
2. Some students are doing PE in the _____.
3. Some students are playing soccer on the _____.
4. Deyana takes her late note to the _____.
5. Deyana puts on her sports uniform in the _____.
6. Deyana buys a sandwich from the _____.
7. Some students play handball at lunchtime in the _____.
8. Deyana's afternoon lessons are in her _____.



Exercise 4

Read the text again and fill in the blanks in the following sentences. Use the words in the box below.

classroom	finishes	lunch	school	soccer
class	sports oval		1.15 p.m.	recess

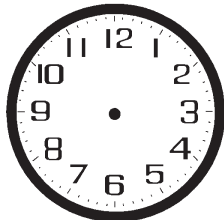
Deyana is late for **1** _____ and when she gets there she can't find her **2** _____. Her class is on the **3** _____ playing **4** _____. After sport the bell rings for **5** _____. After recess Deyana and her class go back to the **6** _____. The students at Deyana's school have **7** _____ at 12.30 p.m. Afternoon school starts at **8** _____ and school **9** _____ at 3.00 p.m.



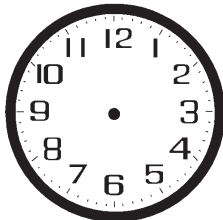
Exercise 5

Put the times on the clocks to tell us about your school day.


I arrive at school.



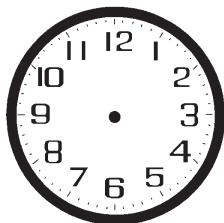
School starts.



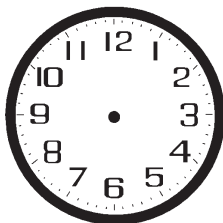
Recess starts.




Recess finishes.




Lunch starts.



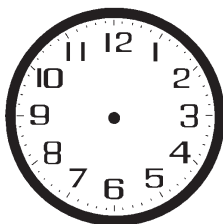
Afternoon lessons start.



School finishes.



I arrive home.



Exercise 6

Tell us about your school day by filling in the blanks in the following story.

My _____ day.

I arrive at school at _____ and lessons start at _____.

We have recess at _____ and then we have more _____.

The bell _____ for lunch at _____. Afternoon school

_____ at _____ and school _____

at _____. I arrive home at _____.

UNIT 2: CLASSROOM



Turn to page 5

Look at the pictures and read the text below.

This is a classroom. There are two groups of students in the classroom. There is a whiteboard at the front of the classroom. A screen is in front of the whiteboard. A notice board is on the left of the whiteboard. A data projector is in the middle of the room.

There is a cupboard under the window against the wall. The cupboard is shut. Next to the cupboard there is a bookshelf. There are many books on the bookshelf.

There are some things on the desks in this classroom. A calculator and a pencil case are on one of the desks near the back of the room and a folder is on another desk. A book is on the desk near the group of four students.



Exercise 1

Read the text and tick True (T) or False (F) after the sentences. The first one has been done for you.

- | | T | F |
|--|--------------------------|-------------------------------------|
| 1. There is one group of students in the classroom. | <input type="checkbox"/> | <input checked="" type="checkbox"/> |
| 2. The whiteboard is at the front of the classroom. | <input type="checkbox"/> | <input type="checkbox"/> |
| 3. The data projector is in the middle of the room. | <input type="checkbox"/> | <input type="checkbox"/> |
| 4. The cupboard is next to the notice board. | <input type="checkbox"/> | <input type="checkbox"/> |
| 5. The cupboard is open. | <input type="checkbox"/> | <input type="checkbox"/> |
| 6. The bookshelf is next to the notice board. | <input type="checkbox"/> | <input type="checkbox"/> |
| 7. The bookshelf has a few books on it. | <input type="checkbox"/> | <input type="checkbox"/> |
| 8. The calculator and the pencil case are on a desk near the back of the room. | <input type="checkbox"/> | <input type="checkbox"/> |
| 9. The folder is on the floor. | <input type="checkbox"/> | <input type="checkbox"/> |
| 10. The book is on one of the desks. | <input type="checkbox"/> | <input type="checkbox"/> |



Exercise 2

Put the following words in alphabetical order.

students	whiteboard	cupboard	map	calculator
bookshelf	screen	desk	classroom	books

1. _____
2. _____
3. _____
4. _____
5. _____
6. _____
7. _____
8. _____
9. _____
10. _____



Exercise 3

Find these words in the grid below. Some words read down and some words read across.

Words to look for

- book, bookshelf
- calculator, chair,
- classroom, cupboard
- desk
- folder
- map
- pencil
- screen, students

c	a	l	c	u	l	a	t	o	r
c	l	a	s	s	r	o	o	m	m
f	s	t	u	d	e	n	t	s	y
o	z	c	u	p	b	o	a	r	d
l	d	m	w	c	h	a	i	r	b
d	e	m	p	e	n	c	i	l	o
e	s	a	s	s	f	l	y	n	o
r	k	p	s	c	r	e	e	n	k
b	b	o	o	k	s	h	e	l	f

UNIT 3: COMPUTER



Turn to page 6 Read the text below.

How to look after your computer

- Do not eat or drink near your computer.
- Do not put anything heavy on the computer.
- Turn the computer off when there is lightning.
- Clean the screen with a soft cloth.
- Turn the computer off by using the 'Shut down' command in the Start menu.



Exercise 1

Read the text and tick True (T) or False (F) after the sentences.

- | | T | F |
|--|--------------------------|--------------------------|
| 1. You should not eat or drink near your computer. | <input type="checkbox"/> | <input type="checkbox"/> |
| 2. You turn the computer on with the 'Shut down' command. | <input type="checkbox"/> | <input type="checkbox"/> |
| 3. You can put your books on the keyboard. | <input type="checkbox"/> | <input type="checkbox"/> |
| 4. You should turn off the computer when there is lightning. | <input type="checkbox"/> | <input type="checkbox"/> |
| 5. You can clean the screen with a soft cloth. | <input type="checkbox"/> | <input type="checkbox"/> |



Exercise 2

Write the missing letters in the words below.

6. ____ able

11. ____ oni ____ or

7. ____ ey ____ oard

12. ____ ouse

8. ____ enu

13. ____ ower ____ oint

9. ____ rin ____ er

14. ____ lug

10. ____ creen

15. DVD ____ rive



Exercise 3

Find the words above in the grid below. Some words read down and some words read across.

m	e	r	n	e	x	r	t	u	o	n
p	o	k	e	y	b	o	a	r	d	d
o	c	v	p	r	i	n	t	e	r	d
w	a	s	r	b	m	w	s	s	m	D
e	b	n	a	c	o	w	m	f	o	V
r	l	y	n	g	u	v	e	y	n	D
p	e	f	e	j	s	x	n	p	i	d
o	p	a	r	k	e	q	u	r	t	r
i	l	l	s	k	i	t	c	h	o	i
n	u	s	c	r	e	e	n	z	r	v
t	g	n	o	u	v	e	l	a	r	e



Exercise 4

What part is it? Look at the pictures and choose the right word from the box below.

switch	power point	keyboard	monitor	printer
mouse	USB flash drive	laptop	DVD drive	screen

1. The letters of the alphabet are on the **k** _____.
2. You put paper in the **p** _____.
3. To see your work you turn on the **m** _____.
4. The front of the monitor is called the **s** _____.
5. You move the pointer around the screen by moving the **m** _____.
6. A small portable computer is called a **l** _____.
7. You can copy and download files to a **U**____ **f** _____ **d** _____.
8. You put your DVD in the **D** ____ **d** _____.
9. You plug the computer into a **p** _____ **p** _____.
10. You turn on the power by flicking the **s** _____ on the power point.

UNIT 4: FAMILY



Turn to page 7

Look at the pictures and read the text below.

This is the Ahmadi family. They come from Afghanistan. Aliya and her husband, Hassan Ahmadi, came to Australia last year with their children Fatima and Mortaza. Fatima is 17 years old and Mortaza is 15 years old.

Reza Ahmadi is Hassan's brother. He came to Australia last year too. His wife's name is Samina. They have one son, Mehdi. He is 12 years old.

Hanifa and Mohammad Ahmadi are the parents of Hassan and Reza. They live in Pakistan. They want to come to Australia soon.

Mehdi goes to primary school. He is in Year 6. His first language is Dari but he is learning English. An EAL/D teacher is helping him.

Mortaza and his sister Fatima are learning English too. They go to the same IEC but they are not in the same class. Fatima is in class 3 and Mortaza is in class 2. They are studying hard. They are going to high school soon.

The children like their new country but they are sad too. They miss their grandmother and grandfather and their friends too. They skype their friends every week.



Exercise 1

Read the text and tick True (T) or False (F) after the sentences. The first one has been done for you.

	T	F
1. Mehdi speaks Dari.	<input checked="" type="checkbox"/>	<input type="checkbox"/>
2. The Ahmadi family comes from Iran.	<input type="checkbox"/>	<input type="checkbox"/>
3. Reza and Samina have one son.	<input type="checkbox"/>	<input type="checkbox"/>
4. Hanifa and Mohammad live in Australia.	<input type="checkbox"/>	<input type="checkbox"/>
5. Mehdi goes to an IEC.	<input type="checkbox"/>	<input type="checkbox"/>
6. Fatima is 16 years old.	<input type="checkbox"/>	<input type="checkbox"/>
7. Fatima and Mortaza are in the same class at the IEC.	<input type="checkbox"/>	<input type="checkbox"/>
8. Fatima and Mortaza are going to high school soon.	<input type="checkbox"/>	<input type="checkbox"/>
9. The children don't like their new country.	<input type="checkbox"/>	<input type="checkbox"/>
10. The children skype their friends in Afghanistan.	<input type="checkbox"/>	<input type="checkbox"/>



Exercise 2

Look at the picture again and fill in the blanks below.
Use the words in the box.

mother	father	children	aunt	cousin
parents	grandparents	brother	wife	son

1. Mortaza is Fatima's _____.
2. Aliya is Fatima's _____.
3. Mehdi is Fatima's and Mortaza's _____.
4. Reza is Mehdi's _____.
5. Aliya is Hassan's _____.
6. Mehdi is Reza's and Samina's _____.
7. Hanifa and Mohammad are the _____ of Fatima, Mortaza and Mehdi.
8. Hassan and Aliya are the _____ of Fatima and Mortaza.
9. Fatima and Mortaza are the _____ of Hassan and Aliya.
10. Aliya is Mehdi's _____.

**Exercise 3****Fill in the blanks using one of the words in the box.**

Afghanistan	Fatima	IEC	cousins	Mortaza
year	came	Mortaza	Reza	Aliya

1. The Ahmadi family comes from _____.
2. The Ahmadi family _____ to Australia last year.
3. Hassan and Aliya have a son named _____.
4. Mortaza has a sister named _____.
5. Mehdi has two _____, Fatima and Mortaza.
6. Fatima has a brother named _____.
7. Fatima's uncle's name is _____.
8. The families came from Afghanistan last _____.
9. Mehdi has an aunt called _____.
10. Fatima and Mortaza go to the same _____.



Exercise 4

Replace the following underlined words with the correct pronouns. The first one has been done for you.

1. Hassan comes from Afghanistan. He comes from Afghanistan.
2. Aliya has a daughter. _____ has a daughter.
3. Hanifa and Mohammad live in Pakistan. _____ live in Pakistan
4. Fatima's parents have two children. _____ have two children.
5. Mehdi's grandparents are called Hanifa and Mohammad. _____ are called Hanifa and Mohammad.
6. Mortaza's uncle has a son. _____ has a son.
7. Fatima's aunt came from Afghanistan last year. _____ came from Afghanistan last year.
8. Fatima and Mortaza go to the same IEC. _____ go to the same IEC.



Exercise 5

Ask your classmate the following questions and write the answers on the lines provided. You don't have to answer in a full sentence.

1. Where do you come from? _____
2. When did you arrive in Australia? _____
3. What is the name of your street? _____
4. How many children are in your family? _____
5. Do you have any sisters? _____
6. Do you have any brothers? _____
7. Do you have any uncles and aunts in Australia? _____
8. Are your grandparents in Australia? _____
9. How old are you? _____
10. What language/s do you speak? _____



Exercise 6

Read Sugiarto's story.

My name is Sugiarto. I come from Indonesia and I speak Indonesian. I arrived in Australia in June. There are three children in my family. I have a brother and a sister. I have two uncles and two aunts in Australia. My grandparents live in Indonesia.

Now complete the sentences below about Sugiarto. The first one has been done for you.

1. His name **is** Sugiarto.
2. He _____ from Indonesia.
3. He _____ one brother and one sister.
4. He _____ Indonesian.
5. His grandparents _____ in Indonesia.



Exercise 7

Now write your story on the lines below.

My _____ is _____.

I have _____ sister/sisters and _____ brother/brothers.

I _____ from _____ and I speak _____.

I _____ in Australia in _____.

UNIT 5: FOOTWEAR, JEWELLERY AND UNDERWEAR



Turn to page 8

Look at the pictures and read the text below.

It is Thursday evening. The Van family is at the shopping centre. Mr and Mrs Van are shopping with their son, Than and their daughter, Lan.

Than needs a pair of school shoes and a pair of sports shoes. He goes to the shoe shop with his father. Than tries on some school shoes. They are black. They feel good. Next Than tries on some sports shoes. They feel good too. Than's father sees some sandals. He tries the sandals on but he doesn't like them. He buys the two pairs of shoes for Than.

Lan and her mother go to the supermarket. Lan needs a few singlets and some underpants. Her mother wants a few pairs of pantyhose. Lan's mother pays for the singlets, underpants and pantyhose. They leave the supermarket.

Lan and her mother go down to the ground floor. They see a jewellery shop. Lan sees a green bangle and a gold ring in the shop window. She wants to buy them. They go inside the shop. Lan's mother needs a new watch. Her old watch is broken. She buys the green bangle, the gold ring and a silver watch.

Mrs Van and Lan meet Than and Mr Van outside the jewellery shop. They go to McDonald's for dinner.



Exercise 1

Read the text and tick True (T) or False (F) after the sentences. The first one has been done for you.

- | | T | F |
|---|--------------------------|-------------------------------------|
| 1. It is Tuesday evening. | <input type="checkbox"/> | <input checked="" type="checkbox"/> |
| 2. The Van family are shopping. | <input type="checkbox"/> | <input type="checkbox"/> |
| 3. Than buys a pair of sandals. | <input type="checkbox"/> | <input type="checkbox"/> |
| 4. Than's father buys two pairs of shoes. | <input type="checkbox"/> | <input type="checkbox"/> |
| 5. Lan wants a few pairs of pantyhose. | <input type="checkbox"/> | <input type="checkbox"/> |
| 6. Lan's mother buys singlets, underpants and pantyhose from the supermarket. | <input type="checkbox"/> | <input type="checkbox"/> |
| 7. The jewellery shop is on the ground floor. | <input type="checkbox"/> | <input type="checkbox"/> |
| 8. Mrs Van's old watch is broken. | <input type="checkbox"/> | <input type="checkbox"/> |
| 9. Mrs Van buys some earrings. | <input type="checkbox"/> | <input type="checkbox"/> |
| 10. The Van family goes to McDonald's for dinner. | <input type="checkbox"/> | <input type="checkbox"/> |



Exercise 2

Fill in the blanks with the correct form of the verb.
The first one has been done for you.

1. Than needs (need) a pair of school shoes and a pair of sports shoes.
2. Than _____ (go) to the shoe shop with his father.
3. Than's father _____ (buy) two pairs of shoes.
4. Lan and her mother _____ (go) to the supermarket.
5. Lan's mother _____ (pay) for the singlets, underpants and pantyhose.
6. They _____ (go) down to the ground floor.
7. They _____ (see) a jewellery shop.
8. Lan's mother _____ (need) a new watch.
9. Lan and her mother _____ (go) inside the shop.
10. Mrs Van and Lan _____ (meet) Than and Mr Van outside the jewellery shop.



Exercise 3

Tick the phrase where the word pair is used correctly.
The first one has been done for you.

- | | | | |
|-----------------------|-------------------------------------|-----------------------|--------------------------|
| 1. a pair of earrings | <input checked="" type="checkbox"/> | 6. a pair of slippers | <input type="checkbox"/> |
| 2. a pair of rings | <input type="checkbox"/> | 7. a pair of sandals | <input type="checkbox"/> |
| 3. a pair of socks | <input type="checkbox"/> | 8. a pair of shoes | <input type="checkbox"/> |
| 4. a pair of boots | <input type="checkbox"/> | 9. a pair of singlets | <input type="checkbox"/> |
| 5. a pair of watches | <input type="checkbox"/> | 10. a pair of thongs | <input type="checkbox"/> |



Exercise 4

Change the underlined verbs in the following sentences to the present continuous tense. The first one has been done for you.

1. He walks to the shoe store with his father.

He is walking to the shoe store with his father.

2. He buys two pairs of shoes.

He _____ two pairs of shoes.

3. Lan and her mother go to the supermarket.

Lan and her mother _____ to the supermarket.

4. They leave the supermarket.

They _____ the supermarket.

5. Lan and her mother go down to the ground floor.

Lan and her mother _____ down to the ground floor.

6. Her mother pays for the singlets, underpants and pantyhose.

Her mother _____ for the singlets, underpants and pantyhose.

7. She buys a silver watch.

She _____ a silver watch.

8. They go to McDonald's for dinner.

They _____ to McDonald's for dinner.

**Exercise 5**

Fill in the blanks using one of the words in the box.

went	pairs	bangle	supermarket
bought	watch	family	ring

Last Thursday the Van **1** _____ went shopping. Mr Van bought

two **2** _____ of shoes. In the **3** _____

Mrs Van **4** _____ singlets, underpants and pantyhose. In the jewellery

shop Mrs Van bought a green **5** _____ , a gold **6** _____

and a silver **7** _____.

After that the family **8** _____ to McDonald's for dinner.

UNIT 6: PARTS OF THE BODY



Turn to page 9



Exercise 1

Put the following words in alphabetical order.

shoulder	toe	chin	foot
nose	mouth	stomach	thumb
forehead	moustache	hip	chest

1. _____
2. _____
3. _____
4. _____
5. _____
6. _____
7. _____
8. _____
9. _____
10. _____
11. _____
12. _____



Exercise 2

Write the plural of the following words. The first one has been done for you.

1. hand: **hands** _____
2. leg: _____
3. ankle: _____
4. hip: _____
5. foot: _____
6. toe: _____
7. face: _____
8. tooth: _____
9. hair: _____
10. moustache: _____



Exercise 3

What am I? Read the sentences and guess which part of the body it is. The first letter of the answer is given to help you.

1. You have two of these. You use me to see. I am your **e** _ _ _ .
2. You have two of these. You use me to hear. I am your **e** _ _ _ .
3. You have one of these. You use me to smell. I am your **n** _ _ _ .
4. You have two of these. You use me to hold things. I am your **h** _ _ _ _ .
5. You have thirty-two of these. You use me to chew. I am your **t** _ _ _ _ .
6. I am the hair above the top lip. I am a **m** _ _ _ _ _ .
7. I am the hair growing on a man's face. I am a **b** _ _ _ _ .
8. I am the part of your body that holds up your head. I am your **n** _ _ _ .
9. You wear your watch on me. I am your **w** _ _ _ _ .
10. I am the covering on your head. I am your **h** _ _ _ .



Exercise 4

Find these words in the grid below. Some words read down and some words read across.

Words to look for

- bottom
- cheek, chest, chin
- ear
- finger, foot, forehead
- hair, head, hip
- knee
- moustache, mouth
- neck, nose
- shoulder, stomach
- tooth

s	t	o	m	a	c	h	y	m	f
s	h	o	u	l	d	e	r	o	o
n	b	o	t	t	o	m	m	u	r
o	f	e	c	h	e	s	t	t	e
s	i	a	c	c	h	i	n	h	h
e	n	r	h	h	e	a	d	h	e
f	g	h	e	f	h	a	i	r	a
o	e	i	e	y	o	e	e	k	d
o	r	p	k	t	o	o	t	h	q
t	n	e	c	k	k	n	e	e	u
m	o	u	s	t	a	c	h	e	p

UNIT 7: ILLNESS AND MEDICATION



Turn to page 10 Look at the pictures and read the text below.

There are many people in the waiting room of the doctor's surgery. They are waiting to see the doctor.

A little boy is holding his nose with his fingers. He has a nose bleed. He is crying. His younger sister is crying too. She has a cut on her finger. Their mother is talking to the boy and his sister. She is asking them not to cry.

A young man is walking into the waiting room. He has a bandage around his arm. His arm is broken. He sits next to an old man. The old man is holding his stomach. He looks weak. He tells the young man he has a stomach-ache.

Another man sits down. He looks white and pale. He is holding a handkerchief to his nose. He is holding his throat too. He has a runny nose and a sore throat.

The doctor is opening the door of the surgery. A little girl is walking out of the surgery. Her mother is holding her hand. She is crying because the doctor gave her an injection.

The doctor is sick too. His ankle is swollen. He is calling the next person. It is a young woman. Her arms look sore and red. She has a rash on her arms. She goes inside the doctor's surgery.



Exercise 1

Read the text and tick True (T) or False (F) after the sentences. The first one has been done for you.

- | | T | F |
|---|-------------------------------------|--------------------------|
| 1. Many people are waiting to see the doctor. | <input checked="" type="checkbox"/> | <input type="checkbox"/> |
| 2. The little boy has a nose bleed. | <input type="checkbox"/> | <input type="checkbox"/> |
| 3. The little boy's younger sister has a sore throat. | <input type="checkbox"/> | <input type="checkbox"/> |
| 4. The young man has a broken arm. | <input type="checkbox"/> | <input type="checkbox"/> |
| 5. The old man has a stomach-ache. | <input type="checkbox"/> | <input type="checkbox"/> |
| 6. Another man has a rash on his arms. | <input type="checkbox"/> | <input type="checkbox"/> |
| 7. The doctor gave the little girl an injection. | <input type="checkbox"/> | <input type="checkbox"/> |
| 8. The little girl's mother is crying. | <input type="checkbox"/> | <input type="checkbox"/> |
| 9. The doctor has a swollen ankle. | <input type="checkbox"/> | <input type="checkbox"/> |
| 10. The young woman has a rash on her arms. | <input type="checkbox"/> | <input type="checkbox"/> |



Exercise 2

Replace the following underlined words with the correct pronouns. The first one has been done for you.

1. A little boy is holding his nose with his fingers. He is holding his nose with his fingers.
2. His younger sister is crying too. _____ is crying too.
3. A young man is walking into the waiting room. _____ is walking into the waiting room.
4. The old man is holding his stomach. _____ is holding his stomach.
5. Another man sits down. _____ sits down.
6. A little girl is walking out of the surgery. _____ is walking out of the surgery.
7. His ankle is swollen. _____ is swollen.
8. Her arms look sore and red. _____ look sore and red.



Exercise 3

Change the underlined verbs in the following sentences from the present continuous tense to the simple present tense. The first one has been done for you.

1. They are waiting to see the doctor.
They wait to see the doctor.
2. A little boy is holding his nose with his fingers.
A little boy _____ his nose with his fingers.
3. His younger sister is crying too.
His younger sister _____ too.
4. A young man is walking into the waiting room.
A young man _____ into the waiting room.
5. The doctor is opening the door of the surgery.
The doctor _____ the door of the surgery.
6. He is calling the next person.
He _____ the next person.
7. She is crying because the doctor is giving her an injection.
She cries because the doctor _____ her an injection.



Exercise 4

Join the following sentences using **because**.
The first one has been done for you.

1. Many people are in the waiting room of the doctor's surgery. They are waiting to see the doctor.

Many people are in the waiting room of the doctor's surgery **because** they are waiting to see the doctor.

2. A little boy is holding his nose with his fingers. He has a nose bleed.

3. His younger sister is crying. She has a cut on her finger.

4. He has a bandage around his arm. His arm is broken.

5. He looks weak. He has a stomach-ache.

6. He is holding a handkerchief to his nose. He has a runny nose.

7. The little girl is crying. The doctor gave her an injection.

8. The doctor is giving her some tablets. She has a fever.

9. She is going to the dentist. She has a toothache.

10. She is absent today. She has a headache.

UNIT 8: FOOD



Turn to page 11

Look at the table below.

Specials this week at Best Price Supermarket	
Steggles frozen chicken No. 19	\$8.80 each
sausages	\$9.99 per kilo
lamb cutlets	\$3.10 each
lobster	\$90.00 per kilo
long grain rice	\$2.20 per kilo
Uncle Toby's oats – breakfast cereal	\$6.76 per box
Kikkoman soy sauce	\$4.92 per bottle
Arnott's farmbake cookies	\$4.16 per packet
sponge cakes	\$5.15 each
packet of 6 rosette bread rolls	\$4.39 per packet



Exercise 1

Look at the table again and write the prices. The first one has been done for you.

- 1 sponge cake **\$5.15**
- 1 bottle of soy sauce _____
- 1 kilo lobster _____
- 3 lamb cutlets _____
- 2 packets of Arnott's farmbake cookies _____



Exercise 2

Write the plural of the following words. Some words don't change. The first one has been done for you.

- Sausage: **sausages**
- biscuit: _____
- rice: _____
- lobster: _____
- chicken: _____
- chop: _____
- cake: _____
- sandwich: _____
- steak: _____
- pasta: _____



Exercise 3

Put the following words in alphabetical order.

rice	sausage	pasta	soup	steak
chop	chicken	lobster	fish	cereal

- _____
- _____
- _____
- _____
- _____
- _____
- _____
- _____
- _____
- _____



Exercise 4

Fill in the blanks with is or are. The first one has been done for you.

- Sausages **are** only \$9.99 a kilo.
- Lamb cutlets _____ \$3.10 each.
- Lobster _____ \$90.00 a kilo.
- A box of breakfast cereal _____ \$6.76.
- A bottle of Kikkoman soy sauce _____ \$4.92.
- A packet of Arnott's cookies _____ \$4.16.
- Sponge cakes _____ \$5.15 each.
- A packet of bread rolls _____ \$4.39.
- A No.19 frozen chicken _____ \$8.80.
- A kilo of long grain rice _____ \$2.20.



Exercise 5

Rewrite using contractions for the underlined words in the following sentences. The first one has been done for you.

1. I am buying some lamb chops at the supermarket.

I'm buying some lamb chops at the supermarket.

2. She is buying a packet of bread rolls.

_____ buying a packet of bread rolls.

3. He is buying some sausages.

_____ buying some sausages.

4. We are buying some lobster.

_____ buying some lobster.

5. They are buying some cakes.

_____ buying some cakes.

6. You are buying some biscuits.

_____ buying some biscuits.



Exercise 6

Tick (✓) the phrases where a piece of is used correctly.

1. a piece of cake

2. a piece of soup

3. a piece of rice

4. a piece of bread

5. a piece of cereal

UNIT 9: FRUIT



Turn to page 12

Read this recipe for fruit salad.

You will need:

- 2 apples
- 12 cherries
- 5 strawberries
- ½ melon
- 2 oranges
- 10 grapes
- 1 mango
- ½ pineapple
- juice of half a lemon
- 1 tablespoon castor sugar

1. Wash the apples, cherries, grapes and strawberries.
2. Cut the apples and strawberries into small pieces.
3. Remove the skins of the mango, pineapple, oranges and melon.
4. Cut the mango, pineapple, oranges and melon into small pieces.
5. Put all the fruit into a big bowl.
6. Add the sugar and the juice of half a lemon.
7. Mix well.

This fruit salad is very nice with ice cream.



Exercise 1

Read the recipe again and fill in the blanks.

You will need:

- | | |
|----------|-----------------------|
| 2 _____ | 10 _____ |
| 12 _____ | 1 _____ |
| 5 _____ | ½ _____ |
| ½ _____ | juice of half a _____ |
| 2 _____ | 1 tablespoon _____ |



Exercise 2

What am I? Read the descriptions and guess the name of the fruit. Choose the names from the box below. The first one has been done for you.

banana	lemon	cherry	pineapple	mandarin
apple	coconut	watermelon	tomato	grape

1. I am small and dark red. I have a stone in the middle. **cherry**

2. I am big, hard and light green on the outside.
Inside I am red. I taste sweet and juicy. _____
3. I am hard and round. I have a brown shell and inside
I have white flesh and white milky liquid. _____
4. I am round and I can be red or green on the outside.
Inside I have hard white flesh and small, brown seeds
in the middle. _____
5. I am small, oval and hard. My skin is yellow and
my juice is sour. _____
6. I am large and spiky. I have a crown of green leaves
at the top. My flesh is creamy yellow, juicy and sweet. _____
7. I am long and have a slippery yellow skin.
My flesh is white and soft. _____
8. I am like an orange but smaller. My skin is smooth and
orange. I am sweet and juicy. _____
9. I am small, purple and round with smooth skin.
I grow on a vine in bunches. _____
10. I am round and bright red when ripe. Some people think
I am a vegetable but I am a fruit. People use me in
salads and cooking. _____



Exercise 3

Read the descriptions in exercise 2 again and fill in the blanks in the following sentences with adjectives. The first sentence has been done for you.

1. The cherry is small and dark red
2. The watermelon is _____, _____ and _____ on the outside.
3. The coconut is _____ and _____ with a _____ shell.
4. The apple is _____ and can be _____ or _____.
5. The lemon is _____ and _____. Its skin is _____.



Exercise 4

Read the recipe again and fill in the blanks with one of the following verbs:

Add	Wash	Cut	Remove
Mix	Cut	Put	

1. _____ the apples, cherries, grapes and strawberries.
2. _____ the apples and strawberries into small pieces.
3. _____ the skins of the mango, pineapple, oranges and melon.
4. _____ the mango, pineapple, oranges and melon into small pieces.
5. _____ all the fruit into a big bowl.
6. _____ the sugar and the juice of half a lemon.
7. _____ well.

**Exercise 5**

Group the following fruits according to their skin type.

cherry	pineapple	coconut	banana
grape	strawberry	lemon	watermelon

Hard skin	Soft skin

**Exercise 6**

Group the following words as nouns or adjectives.

date	hard	sour	red	lemon
sweet	pineapple	strawberry	juicy	melon

Noun	Adjective

UNIT 10: VEGETABLES



Turn to page 13 Look at the pictures and read the text below.

The students in Nida's class are having a science lesson. They are learning about vegetables. Some students are planting seeds in pots. These seeds will grow into plants called seedlings. Some students are colouring in pictures of vegetables and writing the names of vegetables in their books.

Miss Singh is asking the students the names of their favourite vegetables. Nida likes mushroom and capsicum in her pizza but she hates onion. Carlo will only eat sweet potato and zucchini. Lan loves peas in fried rice but she thinks broccoli looks like little trees and she will not eat it. Jiwan likes the cabbage in his coleslaw when he goes to KFC for lunch. Beans and cucumber are Rafee's favourite vegetables but he thinks that garlic smells and tastes bad. All the students in Nida's class love hot potato chips.

Now the students are copying sentences in their books. They are writing the names of the vegetables. Do you know the names of these vegetables? Can you say them to your teacher?



Exercise 1

Read the text again and fill in the blanks below.
The first one has been done for you.

1. The students in Nida's class are learning about vegetables.
2. Seeds will grow into _____.
3. Some students are colouring in pictures of _____.
4. Miss Singh asks the students the _____ of vegetables.
5. Nida likes mushroom and capsicum but she hates _____.
6. Lan thinks broccoli looks like _____.
7. When Jiwan goes to KFC for lunch, he likes the _____ in his coleslaw.
8. Rafee thinks that _____ smells and tastes bad.
9. All the students love _____.
10. The students are writing the names of _____.

**Exercise 2**

Group the following vegetables according to their colours on the inside.

broccoli	cucumber	carrot	beans	peas
zucchini	garlic	onion	sweet corn	lettuce

Green	Orange	Yellow	White

**Exercise 3**

Put the following words in alphabetical order.

onion	mushroom	potato	zucchini	lettuce
garlic	carrot	cucumber	broccoli	bean

1. _____
2. _____
3. _____
4. _____
5. _____
6. _____
7. _____
8. _____
9. _____
10. _____



Exercise 4

Conduct a class survey. Find out the favourite and least favourite vegetables of 5 of the students in your class.

Family name	Given name	Favourite vegetable	Least favourite vegetable



Exercise 5

About you.

1. What is your favourite vegetable?

My _____ vegetable is _____.

2. What is your least favourite vegetable?

My least favourite vegetable is _____.

3. What is another vegetable you like?

Another _____ I like is _____.

4. What is another vegetable you don't like?

Another _____ I _____ like is
_____.

UNIT 11: HOUSE



Turn to page 14

Look at the pictures and read the text below.

Every Saturday morning Junjing wakes up at about 8 o'clock. First he plays games on his computer in his bedroom. Then he goes to the bathroom to clean his teeth and have a shower. At 9 o'clock he has breakfast in the kitchen. He usually has cereal with milk, orange juice and toast with butter and jam. After breakfast he always helps his mother in the laundry. Then he usually watches television in the living room. The family usually has lunch in the backyard.

In the afternoon, Junjing usually helps his father to mow the lawn and sweep the driveway. Sometimes, after that, Junjing reads a book on the deck behind the house. Junjing's sister often helps her mother in the vegetable garden after lunch.

In the evening Junjing and his family often go to a Chinese restaurant for dinner. The family usually watches television when they come home. They go to bed about 11 p.m.



Exercise 1

Number the sentences below so that they are in the correct order from 1 to 10. The first sentence has been done for you.

	Number
Junjing plays games on his computer.	_____
Junjing has breakfast.	_____
Junjing and his family go to a Chinese restaurant for dinner.	_____
Junjing and his family go to bed about 11.00 p.m.	_____
Junjing and his family have lunch in the backyard.	_____
Junjing helps his father.	_____
Junjing cleans his teeth and has a shower.	_____
Junjing helps his mother in the laundry.	_____
Junjing wakes up.	<u> 1 </u>
Junjing and his family watch television.	_____



Exercise 2

Which room is it? The first one has been done for you.

- You have a shower in the b a t h r o o m .
- You watch television in the _ i v _ _ _
 _ o o _ .
- You sleep in the b _ d r _ _ m .
- You put the car in the g _ r _ g _ .
- You cook in the _ i _ c h _ _ .
- You clean your teeth in the b _ t h _ o o _ .
- You wash the clothes in the l _ u _ d r _ .



Exercise 3

Join each pair of sentences with **and**. The first one has been done for you.

- Junjing cleans his teeth in the bathroom. Junjing has a shower in the bathroom.
Junjing cleans his teeth **and** has a shower in the bathroom.
- A Junjing washes the dishes in the kitchen. Junjing eats his breakfast in the kitchen.

- Junjing listens to music in the bedroom. Junjing plays with his computer in the bedroom.

- Junjing mows the lawn in the backyard. Junjing sweeps the leaves in the backyard.

- Junjing's mother washes the clothes in the laundry. Junjing's mother irons the clothes in the laundry.

- Junjing's sister watches television in the living room. Junjing's sister listens to music in the living room.



Exercise 4

Ask your friend the following questions and write the answers on the lines provided. You don't have to answer in a full sentence.

1. Do you live in a house, a unit or a townhouse? _____
2. How many bedrooms do you have? _____
3. How many bathrooms do you have? _____
4. Do you have a garage? _____
5. Do you have a computer? _____
6. Do you have a television in your bedroom? _____
7. Do you have a vegetable garden? _____
8. Do you have a car? _____



Exercise 5

Now use your friend's answers to fill in the blanks in the following sentences.

1. My friend _____ in a _____.
2. My friend's _____ has _____ bedroom/s.
3. My friend's _____ has _____ bathroom/s.



Exercise 6

Use has or doesn't have to fill in the blanks in the following sentences.

1. My friend _____ a garage.
2. My friend _____ a computer.
3. My friend _____ a television in his/her bedroom.
4. My friend _____ a car.
5. My friend _____ a vegetable garden.



Exercise 7

About you. Fill in the blanks with usually, sometimes, often, never or always.

1. I _____ help with the cooking.
2. I _____ mow the lawn.
3. I _____ read books in the living room.
4. I _____ do my homework in the bedroom.
5. I _____ help in the laundry.
6. I _____ make my bed.
7. I _____ wash the dishes after dinner.
8. I _____ watch television after school.
9. I _____ go to a friend's house on Saturdays.
10. I _____ clean my teeth before bed.

UNIT 12: KITCHEN AND LAUNDRY



Turn to page 15

Look at the pictures and read the text below.

Ava's Kitchen

Ava's kitchen is big and it has a big window. A sink is in front of the window. On the left of the sink is a bench. The dishwasher is under it. Some cupboards are along the wall under the sink. There's another cupboard on the wall to the left of the window. The stove top is to the left of the sink. It has four hot plates on it. There is a refrigerator on the other side of the room. It is on the right of the doorway into the laundry. The microwave oven is on the bench on the right of the fridge.

The laundry is next to the kitchen. It is the room where Ava does the washing. She has a washing machine, some big laundry tubs and a clothes dryer. The dryer is above the washing machine.



Exercise 1

Read the text and fill in the blanks with is or are.

1. Ava's kitchen _____ big.
2. A sink _____ in front of the window.
3. A microwave oven _____ on the bench on the right of the refrigerator.
4. Some cupboards _____ along the wall under the sink.
5. The stove top _____ to the left of the sink.
6. Four hot plates _____ on the stove top.
7. A refrigerator _____ on the right of the doorway.
8. The laundry _____ where Ava does the washing.
9. A washing machine and some tubs _____ in the laundry.
10. The dryer _____ above the washing machine.



Exercise 2

Read the text and answer the following questions by filling in the blanks. The first one has been done for you.

1. Is Ava's kitchen big or small?

Ava's kitchen is big.

2. What is in front of the window?

A _____ is _____ the window.

3. Where is the microwave oven?

The _____ is on _____
_____ on the right of the _____.

4. Where is the dishwasher?

The _____ is under the bench to the _____ of the sink.

5. Where are some cupboards?

Some _____ are along the wall _____ the sink.

6. What is to the left of the sink?

To the left of _____ is the _____.

7. Where is the refrigerator?

The refrigerator is on the other _____ of the _____, on
the right of the doorway into the laundry.

8. What does Ava have in her laundry?

Ava _____ a washing machine, some big _____
_____ and a _____ dryer.

9. Where is the dryer?

The _____ is _____ the washing machine.

10. What does Ava do in the laundry?

Ava does the _____ in the laundry.



Exercise 3

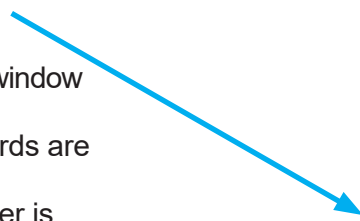
Match the beginning of the sentence in Part A with the end of the sentence in Part B by drawing a line. Number 1 has been done for you.

Part A

1. Ava's kitchen
2. In front of the window
3. Some cupboards are
4. The dishwasher is
5. The stove top is
6. The microwave oven is
7. The laundry is
8. Ava does the washing
9. The washing machine is
10. The dryer is

Part B

- is a sink.
- above the washing machine.
- to the left of the sink.
- is big.
- along the wall, under the sink.
- on the bench on the right of the fridge.
- under the bench, on the left of the sink.
- below the dryer.
- next to the kitchen.
- in the laundry.



Exercise 4

Read the sentences below. Change the underlined words to the pronouns it, she or they. Number 1 has been done for you.

1. Ava's kitchen is big. It is big.
2. Some cupboards are under the sink. _____ are under the sink.
3. A cupboard is on the wall. _____ is on the wall.
4. Four hot plates are on the stove top. _____ are on the stove top.
5. The microwave oven is on the bench. _____ is on the bench.
6. The tubs and the washing machine are in the laundry. _____ are in the laundry.
7. Ava uses the microwave oven everyday. _____ uses the microwave oven everyday.
8. Ava uses the microwave oven everyday. Ava uses _____ everyday.
9. The washing machine is under the dryer. _____ is under the dryer.
10. The laundry is next to the kitchen. _____ is next to the kitchen.

UNIT 13: TRANSPORT AND COMMUNICATION



Turn to page 16 Look at the pictures and read the text below.

Jasmine is a student in an IEC. There are 10 students in her class. Some students live near the school but other students live far away from the school.

Jasmine lives very near the school. She walks to school every morning.

Rafee and his sister live far away from the school. They come to school by car. Their uncle drives them to school. Jyoti and her brother Jiwan come to school by car too.

Xinyu and his brother Zeling come to school by train and bus. They get up very early because it takes one hour to get to school. Next year they will go to a high school near their home.

Ilyas rides his bicycle to school. He parks the bicycle near the office.

The other students in Jasmine's class come to school by bus.

Mr Goodman is Jasmine's art teacher. He rides his big motorbike to school. All the students love to look at Mr Goodman's motorbike. It makes a loud noise when he rides into the school.

The road outside the school is always very busy. Many trucks, buses and cars use the road. The students in Jasmine's school must be very careful when they cross the road to go to the bus stop.



Exercise 1

Read the text and tick True (T) or False (F) after the sentences. The first one has been done for you.

- | | T | F |
|---|-------------------------------------|--------------------------|
| 1. There are 10 students in Jasmine's class. | <input checked="" type="checkbox"/> | <input type="checkbox"/> |
| 2. Jasmine walks to school. | <input type="checkbox"/> | <input type="checkbox"/> |
| 3. Rafee and his sister come to school by bus. | <input type="checkbox"/> | <input type="checkbox"/> |
| 4. Jyoti walks to school. | <input type="checkbox"/> | <input type="checkbox"/> |
| 5. Jiwan comes to school by car. | <input type="checkbox"/> | <input type="checkbox"/> |
| 6. Xinyu and Zeling take the bus and the train to school. | <input type="checkbox"/> | <input type="checkbox"/> |
| 7. Ilyas rides a bicycle to school. | <input type="checkbox"/> | <input type="checkbox"/> |
| 8. Mr Goodman is Jasmine's English teacher. | <input type="checkbox"/> | <input type="checkbox"/> |
| 9. Mr Goodman rides his scooter to school. | <input type="checkbox"/> | <input type="checkbox"/> |
| 10. The road outside Jasmine's school is very quiet. | <input type="checkbox"/> | <input type="checkbox"/> |



Exercise 2

Fill in the blanks with the correct form of the verb.
The first one has been done for you.

1. There are (be) 10 students in Jasmine's class.
2. Jasmine _____ (live) very near the school.
3. Rafee and his sister _____ (live) far away from the school.
4. They _____ (come) to school by car.
5. Their uncle _____ (drive) them to school.
6. Xinyu and Zeling _____ (come) to school by train and bus.
7. Ilyas _____ (ride) his bicycle to school.
8. Mr Goodman _____ (be) Mirela's art teacher.
9. It _____ (make) a loud noise when he rides into the school.
10. The road outside the school _____ (be) very busy.



Exercise 3

Underline the proper nouns in the sentences below.
The first one has been done for you.

1. Jasmine is a student in the IEC.
2. She walks to school every day from Monday to Friday.
3. Rafee and his sister live far from the school.
4. Xinyu and Zeling are brothers.
5. Ilyas rides his bicycle to school.
6. Mr Goodman is Jasmine's art teacher.
7. The students love to look at Mr Goodman's motorbike.
8. Xinyu comes from China.
9. His nationality is Chinese.
10. The students in Jasmine's school must be careful when they cross the road.



Exercise 4

Ask your classmate the questions below. Tick the answers Yes or No.

- | | Yes | No |
|---|--------------------------|--------------------------|
| 1. Have you travelled by plane? | <input type="checkbox"/> | <input type="checkbox"/> |
| 2. Have you travelled by ship? | <input type="checkbox"/> | <input type="checkbox"/> |
| 3. Have you travelled by ferry? | <input type="checkbox"/> | <input type="checkbox"/> |
| 4. Do you have a mobile phone? | <input type="checkbox"/> | <input type="checkbox"/> |
| 5. Can you ride a bicycle? | <input type="checkbox"/> | <input type="checkbox"/> |
| 6. Can you ride a motor scooter? | <input type="checkbox"/> | <input type="checkbox"/> |
| 7. Can you drive a car? | <input type="checkbox"/> | <input type="checkbox"/> |
| 8. Do you like motorbikes? | <input type="checkbox"/> | <input type="checkbox"/> |
| 9. Is there a telephone booth near your home? | <input type="checkbox"/> | <input type="checkbox"/> |
| 10. Is there a bus stop near your home? | <input type="checkbox"/> | <input type="checkbox"/> |



Exercise 5

Now use the information in exercise 4 to answer the following questions. Choose from the following short answers.

Yes she/he can	No she/he can't	Yes she/he has	No she/he hasn't
Yes there is	No there isn't	Yes she/he does	No she/he doesn't

1. Has your classmate travelled by plane? _____.
2. Has your classmate travelled by ship? _____.
3. Has your classmate travelled by ferry? _____.
4. Does your classmate have a mobile phone? _____.
5. Can your classmate ride a bicycle? _____.
6. Can your classmate ride a motor scooter? _____.
7. Can your classmate drive a car? _____.
8. Does your classmate like motorbikes? _____.
9. Is there a telephone booth near your classmate's home? _____.
10. Is there a bus stop near your classmate's home? _____.

UNIT 14: CLOTHING AND SEASONS



Turn to page 17

Look at the pictures and read the text below.

In Australia there are usually four seasons. The seasons are spring, summer, autumn and winter. Spring is in September, October and November, summer is in December, January and February, autumn is in March, April and May and winter is in June, July and August.

Spring is warm. Many people like working in their gardens in this season. Plants begin to grow and you can hear the birds singing. People wear shirts with short sleeves.

Summer is hot. Many people go to the beach or to swimming pools in summer. People should wear a hat and sunscreen when they are outside in summer. This is also the season for bushfires.

Autumn is cool. Leaves can change colour and some trees lose their leaves. Sometimes it is windy, too. People wear jumpers and cardigans.

Winter is cold. It gets dark early and sometimes it rains. People wear warm clothes like pants, scarves, coats and hats and sometimes they carry an umbrella.



Exercise 1

Match the months with the seasons by drawing a line from Column A to Column B.

Column A

Column B

September, October and November

autumn

December, January and February

summer

March, April and May

winter

June, July and August

spring



Exercise 2

Read the text and answer the questions by completing the sentences. The first one has been done for you.

1. What are the four seasons called?

The four seasons are **spring**, **summer**, **autumn**, and **winter**.

2. In which season do people like working in their gardens?

People like working in their gardens in _____.

3. What do the plants do in spring?

The _____ begin to _____.

4. What are the months of summer?

The summer months are _____, _____ and _____.

5. Where do many people go in summer?

Many _____ go to the _____.

6. What should people wear when they are outside in summer?

People should wear a _____ and _____.

7. When do some trees lose their leaves?

Some trees lose their _____ in _____.

8. What do people wear in autumn?

People wear _____ and _____.

9. When does it get dark in winter?

_____ gets dark _____.

10. What are some clothes people wear in winter?

In winter people wear _____, _____, _____,
and _____.



Exercise 3

Fill in the blanks with is or are. The first one has been done for you.

1. There are usually four seasons in Australia.
2. The seasons _____ summer, autumn, winter and spring.
3. Autumn _____ in March, April and May.
4. Summer _____ hot.
5. People should wear a hat and sunscreen when they _____ outside in summer.
6. Winter _____ cold.
7. Spring _____ warm.
8. It _____ cold in the morning and at night in winter.
9. Students _____ happy when school closes in summer.
10. Gardens _____ beautiful in spring.



Exercise 4

Join each pair of sentences with and. The first one has been done for you.

1. Winter is in June, July and August. Spring is in September, October and November.
Winter is in June, July and August **and** spring is in September, October and November.
2. Leaves start to change colour. Some trees lose their leaves.

3. It gets dark early. Sometimes it rains.

4. People wear warm clothes like pants, scarves, coats and hats. Sometimes they carry umbrellas.

5. Plants begin to grow. You can hear the birds singing.

6. Summer is hot. Temperatures are high.

7. It is warm. Many people like working in their gardens.



Exercise 5

There are 8 mistakes in the text below. Underline the mistakes.

Summer is cool. Many peple go to the beach or swimming pools in winter. Remember to wear a hat an sunscreen when you is outdoors. this are also the season for bushfires.



Exercise 6

Now copy the corrected text on the lines below.

UNIT 15: SPORT



Turn to page 18 Look at the pictures and read the text below.

Many people in Australia love sport. Some people like to play sport and some people like to watch sport. Some popular sports in Australia are swimming, cricket and tennis.

At school students play many different sports. Some of the sports they play are softball, soccer, basketball and volleyball. In summer students go swimming and play cricket.

The students in Jasmine's class like different sports. Jasmine likes handball but she doesn't like tennis. Armin and Rayan love playing soccer but they don't like swimming. They play soccer for the school. They like skiing too. In the school holidays Armin and Rayan go skiing in the Snowy Mountains with their family.

Xue Ling and Ho Yin like playing table tennis. They are good players and win many table tennis competitions but they don't like volleyball. Xue Ling's best friend, Lan, is a good badminton player but she doesn't like table tennis. She thinks that badminton is an easy game. She wants to teach the students in her class to play badminton.

Karandeep and his sister love cricket but they don't like soccer. They always watch cricket on television with their friends. On Sundays they play cricket with their friends and family in the park near their house. Karandeep's neighbour, Chris, likes skateboarding but he doesn't like swimming. Chris is teaching Karandeep to skateboard too.



Exercise 1

Read the text and answer the questions by completing the sentences. The first one has been done for you.

1. What are some popular sports in Australia?

Some popular sports in Australia are **swimming, cricket and tennis**.

2. What are some of the sports that students play at school?

Some of the sports they play _____
_____.

3. What sports do students do in summer?

In summer students _____
_____.

4. What sport do Armin and Rayan play for the school?

They play _____
_____.

5. Where do Armin and Rayan go skiing in the school holidays?

They go skiing _____.

Exercise 1 (continued)

6. What sport are Xue Ling and Ho Yin good at?

They are good at _____.

7. What does Lan want to do?

She wants to _____.

8. What sport do Karandeep and his sister always watch on television?

They always _____.

9. What do Karandeep and his sister do on Sundays?

On Sundays they _____.

10. What is Karandeep learning from his neighbour, Chris?

He is learning _____.



Exercise 2

Fill in the blanks with the correct form of the verb.
The first one has been done for you.

1. At school students **play** (play) lots of different sports.
2. Some popular sports in Australia _____ (be) swimming, cricket and tennis.
3. In summer students _____ (go) swimming and play cricket.
4. Armin and Rayan _____ (play) soccer for the school.
5. Xue Ling and Ho Yin _____ (be) good table tennis players.
6. Lan _____ (think) that badminton is an easy game.
7. She _____ (want) to teach the students in her class to play badminton.
8. Karandeep and his sister always _____ (watch) cricket on television.
9. They _____ (play) cricket with their friends and family in the park.
10. Chris _____ (ride) a skateboard.



Exercise 3

Use **don't** or **doesn't** to fill in the blanks in the following sentences.

1. Jasmine likes handball but she _____ like tennis.
2. Karandeep and his sister like cricket but they _____ like soccer.
3. Armin and Rayan love soccer but they _____ like swimming.
4. Lan likes badminton but she _____ like table tennis.
5. Xue Ling and Ho Yin like table tennis but they _____ like volleyball.
6. Some boys in Jasmine's class like basketball but they _____ like cricket.
7. Miss Zheng likes fitness training but she _____ like judo.
8. Karandeep's sister likes to watch swimming on television but she _____ like to swim.
9. Some students like to watch sport but they _____ like to play sport.
10. Chris likes skateboarding but he _____ like swimming.



Exercise 4

Conduct a class survey. Ask 10 students (some girls and some boys if possible) to name their favourite sport and their least favourite sport.

Family name	Given name	Favourite sport	Least favourite sport



Exercise 5

Now use the information above to fill in the blanks about the sports some of your classmates like and don't like.

1. _____ likes _____
but she/he _____ like _____.
2. _____ likes _____ but she/he
_____ like _____.
3. _____ and _____
like _____ but they _____ like
_____.
4. _____ but
_____.
5. _____ but
_____.

UNIT 16: BEACH



Turn to page 19

Look at the pictures and read the text below.

It is a hot day today. The temperature is 37 degrees Celsius. Many people are at the beach because of the hot weather.

A swimmer and a surfer are in the water. The swimmer is between the flags and the surfer is riding the big waves. A strong lifesaver is standing on the shore watching them to make sure they are not in trouble.

There is a woman sitting under her beach umbrella on the sand. She is wearing a blue swimming costume and her arms are sunburnt. She forgot to use her sunscreen. A book and a white sunhat with a red ribbon are on a blue and white striped beach towel near the woman. A crab and a shell are on the sand closeby.

In the distance to the left of the lifesaver there is a man. He is holding a long fishing rod. He wants to catch some fresh fish for dinner tonight.



Exercise 1

Read the text and tick True (T) or False (F) after the sentences. The first one has been done for you.

- | | T | F |
|--|--------------------------|-------------------------------------|
| 1. The temperature today is 38 degrees Celsius. | <input type="checkbox"/> | <input checked="" type="checkbox"/> |
| 2. Four people are swimming outside the flags. | <input type="checkbox"/> | <input type="checkbox"/> |
| 3. The lifesaver is watching the swimmer and the surfer. | <input type="checkbox"/> | <input type="checkbox"/> |
| 4. The surfer is riding the big waves. | <input type="checkbox"/> | <input type="checkbox"/> |
| 5. The woman sitting on the beach towel is wearing a black swimming costume. | <input type="checkbox"/> | <input type="checkbox"/> |
| 6. The woman's arms are sunburnt. | <input type="checkbox"/> | <input type="checkbox"/> |
| 7. There is a red striped beach towel near the woman. | <input type="checkbox"/> | <input type="checkbox"/> |
| 8. A crab and a starfish are on the sand. | <input type="checkbox"/> | <input type="checkbox"/> |
| 9. The man with the fishing rod is on the right of the lifesaver. | <input type="checkbox"/> | <input type="checkbox"/> |
| 10. The man is fishing. | <input type="checkbox"/> | <input type="checkbox"/> |



Exercise 2

Replace the following words with the correct pronouns. Use he, she, it or they. The first one has been done for you.

1. Many people are at the beach. They are at the beach.
2. The temperature is 37 degrees Celsius. _____ is 37 degrees Celsius.
3. A man is swimming between the flags. _____ is swimming between the flags.
4. A strong lifesaver is standing on the shore. _____ is standing on the shore.
5. The book is on the towel. The book is on _____.
6. A man is fishing. _____ is fishing.



Exercise 3

Fill in the blanks using one of the words in the box.

swimming	surfing	is	are	watching
----------	---------	----	-----	----------

- It **1** _____ hot today. Many people **2** _____ at the beach.
- One person is **3** _____ and one person is **4** _____.
- A lifesaver is **5** _____ the people in the water.



Exercise 4

Read the text again and fill in the blanks with the correct adjectives. The first one has been done for you.

1. It is a hot day today.
2. _____ people are at the beach.
3. A _____ lifesaver is standing on the shore.
4. A surfer is riding the _____ waves.
5. A woman is wearing a _____ swimming costume.
6. The woman's arms are _____.

Exercise 4 (continued)

7. The towel near the woman has _____ and _____ stripes.
8. The sunhat is white with a _____ ribbon.
9. The man is holding a _____ fishing rod.
10. The fisherman wants to catch some _____ fish for dinner.



Exercise 5

Change the following sentences to the past tense by using **was** or **were**. The first one has been done for you.

1. The temperature **is** 37 degrees Celsius. The temperature **was** 37 degrees Celsius.
2. Many people **are** at the beach. Many people _____ at the beach.
3. One person **is** swimming between the flags. One person _____ swimming between the flags.
4. The lifesaver **is** standing on the shore. The lifesaver _____ standing on the shore.
5. The lifesaver **is** watching the people in the water. The lifesaver _____ watching the people in the water.
6. The woman **is** wearing a blue swimming costume. The woman _____ wearing a blue swimming costume.
7. The woman's arms **are** sunburnt. The woman's arms _____ sunburnt.
8. The book and the sunhat **are** on the blue and white towel. The book and the sunhat _____ on the blue and white towel.
9. The man **is** on the left of the lifesaver. The man _____ on the left of the lifesaver.
10. The man **is** holding a long fishing rod. The man _____ holding a long fishing rod.



Exercise 6

There are 10 mistakes in the text below. Underline the mistakes.

One person is swimming outside the flags. A strong lifesaver are standing on the shore. She is watching the swimmer and the surfer.

There is a woman lying under her beach towel on the sand. She is wearing a brown swimming costume. A crab and a shell are on the sand closeby.

In the distance there is a woman holding a fishing rod.



Exercise 7

Now copy the corrected text on the lines below.

UNIT 17: AUSTRALIAN ANIMALS



Turn to page 20 Look at the pictures and read the text below.

Jasmine's class went to the animal park yesterday. They went with their teacher, Miss Zheng. They walked to the park from their school. They wanted to see some Australian animals.

First, they saw the kangaroos and wallabies. Jasmine and Lan took photos of some kangaroos hopping around. Jyoti took a photo of a kangaroo with a baby in its pouch.

The emus and echidnas were next. The emu is a very tall bird that does not fly. The students answered the question about emus in their books. The echidna is a strange animal too. It is small and has sharp spines on its body.

Next the students saw the koalas. They were sleeping in the eucalyptus trees. Karandeep loved the koalas and drew a picture of them.

The students went to see the birds after that. First they saw an eagle. It is a very big bird. Next they saw a cockatoo. It said hello to the girls. Then they walked over to the kookaburra. It was making a lot of noise. After that they saw some magpies and Xue Ling took a photo. Magpies are her favourite birds.

The students had their recess at 11.30 a.m. Then they went to see the snakes. A man was holding a snake and he let some of the students put the snake round their necks. After that Ms Zheng and the class had lunch.

The last animal the students saw was the platypus. It is another strange animal. It is small and has a bill and webbed feet like a duck.

When the excursion was finished, they walked back to school and the teacher let them go home.



Exercise 1 Fill in the missing verbs in the following sentences.

1. Jasmine's class _____ to the animal park with their teacher, Miss Zheng.
2. They _____ the kangaroos and the wallabies.
3. Jasmine and Lan _____ photos of some kangaroos.
4. The students _____ the question about emus in their books.
5. Karandeep _____ a picture of the koalas.
6. The cockatoo _____ hello to the girls.



Exercise 2

Number the sentences below so that they are in the correct order from 1 to 10. The first sentence has been done for you.

	Number
They saw the koalas.	_____
They saw the emus and the echidnas.	_____
They saw the kangaroos and the wallabies.	_____
They saw the snakes.	_____
They saw the platypus.	_____
They had lunch.	_____
They saw the birds.	_____
They had their recess.	_____
They walked to the animal park.	<u>1</u>
They walked back to school.	_____



Exercise 3

Copy the sentences above in the correct order. The first one has been done for you.

1. **They walked to the animal park.** _____
2. _____
3. _____
4. _____
5. _____
6. _____
7. _____
8. _____
9. _____
10. _____



Exercise 4

Read the text again and answer the questions below by filling in the blanks.

1. Where did Jasmine's class go yesterday?	They _____ to the _____ park.
2. How did they go to the park?	They _____ to the park on _____.
3. Which animals did they see first?	They _____ the _____ and _____ first.
4. What did Jyoti do ?	She took a _____ of a _____ with a _____ in its pouch.
5. What is a very tall bird that doesn't fly?	The _____ is a very _____ bird that doesn't _____.
6. What were the koalas doing?	The koalas were _____ in the eucalyptus _____.
7. What did the cockatoo do?	It said _____ to the _____.



Exercise 5

Tell the story of your last excursion by filling in the blanks.

On my last excursion my class and I _____ to _____.

We travelled there _____.

We left school at _____ and arrived at _____.

We saw _____ and some students took _____.

We had lunch at _____. After lunch we _____.

We went home at _____. I had a _____ day.



Exercise 6

Classify the animal according to its body covering. Put a tick in the right column. The first one has been done for you.

Name of animal	Body covering				
	Scales	Fur	Hair	Spines	Feathers
Koala		✓			
Fairy penguin					
Emu					
Echidna					
Dingo					
Kookaburra					
Wombat					
Platypus					
Snake					
Kangaroo					



Exercise 7

Write sentences about the following animals. Use singular and plural forms. The first one has been done for you.

- The koala has fur on its body. **Koalas have fur on their bodies.**
- The kookaburra _____
Kookaburras _____
- The dingo _____
Dingoes _____
- The fairy penguin _____
Fairy penguins _____
- The snake _____
Snakes _____

UNIT 18: AUSTRALIANA



Turn to page 21 Look at the pictures and read the text below.

Once there was a man named Bill. He lived in the city but he couldn't find work there. One day he put a few things in a bag and left the city to look for work. He became a swagman.

After walking for a few days, Bill stopped at a farm. He saw many sheep in the paddock on the farm. He got a job looking after the sheep.

Bill liked his new job. He loved to listen to the kookaburras laughing and see the cockatoos flying above him. He loved the bush flowers too. There were yellow wattles and red waratahs.

That summer it did not rain. Soon there was no more water in the dam on the farm. The sheep and other animals died. Bill was very sad. There was no more work for him on the farm.

Bill put his things in his bag and went on the road again. He had no food and after a few days he was very hungry and sick. Suddenly he smelt a campfire. He went closer and he saw some people cooking some food. The people saw him too. They could see he needed food. They gave him some tea from their billy and some damper and meat.

He stayed with the people for a few days until he was better. Then he went back on the road to look for more work.



Exercise 1

Number the sentences below so that they are in the correct order from 1 to 10. The first sentence has been done for you.

	Number
Bill left the city to look for work.	_____
Bill got better.	_____
He found work looking after sheep.	_____
Some people gave Bill food.	_____
Bill went back on the road to look for more work.	_____
Bill had to leave the farm.	_____
That summer it did not rain and the animals died.	_____
Bill got hungry and sick.	_____
He smelt a campfire.	_____
Once there was a man named Bill.	<u>1</u>



Exercise 2

Read the text and complete the following sentences. Choose the right word from the box below.

Bill	food	hungry	road	gave	farm
swagman	work	job	died	rain	went

- Once there was a man named _____.
- He lived in the city but he couldn't find _____ there.
- He became a _____.
- He stopped at a _____ and got a _____ there.
- When it did not _____ that summer, the animals on the farm _____.
- Bill had to leave the farm and go back on the _____ again.
- He had no _____.
- He was _____ and sick.
- Some people _____ Bill some food and he got better.
- Bill _____ back on the road to look for more work.



Exercise 3

Write the past tense of the verbs below. Find the answers in the text.

Verb	Past Tense	Verb	Past Tense
1. live	_____	6. die	_____
2. become	_____	7. smell	_____
3. stop	_____	8. give	_____
4. is	_____	9. stay	_____
5. do	_____	10. go	_____



Exercise 4

The sentences below are answers to questions about the text. Write the question by filling in the blanks. Use what, where, why or how long to start the question. The first one has been done for you.

1. What was the man's name? _____

The man's name was Bill.

2. _____ did Bill _____?

He lived in the city.

3. _____ did Bill _____ the city?

He left the city because he couldn't find work there.

4. _____ did Bill _____?

He stopped at a farm.

5. _____ did Bill _____ in the paddock?

He saw many sheep in the paddock.

6. _____ did the sheep and other animals _____?

The sheep and other animals died because there was no rain.

7. _____ did Bill _____ when he left the farm?

He went on the road again.

8. _____ did Bill _____ sick?

He got sick because he had no food.

9. _____ did Bill _____?

He smelt a campfire.

10. _____ did Bill _____ with the people?

He stayed with the people for a few days.

UNIT 19: ADJECTIVES AND PREPOSITIONS



Turn to page 22



Exercise 1

Look at the pictures and answer the questions below.

1. Is your hair short or long? My hair is _____.
2. Are elephants big or little? Elephants are _____.
3. Is your folder thin or thick? My folder is _____.
4. Are clouds high or low? They are _____.
5. Is your teacher short or tall? My teacher is _____.
6. Is your book old or new? My book is _____.
7. Are you happy or sad today? I am _____.
8. Is the ocean shallow or deep? It's _____.
9. Is your bag light or heavy? It's _____.
10. Are you facing the front or back of the room? I'm facing the _____ of the room?
11. Is your water bottle full or empty? It's _____.
12. Do you have many friends or just a few? I have _____ friends.
13. Is your pillow soft or hard? It's _____.
14. Are your hands clean or dirty? My hands are _____.
15. Is the classroom door open or closed? It's _____.
16. Is it wet or dry today? It's _____.



Turn to page 23



Exercise 2

Fill in the blanks using words from the box below.

into	across	over	towards
through	around	out of	away from

Where are the ducks going?

1. Number 1 is swimming _____ the pool.
2. Number 2 is walking _____ the pool.
3. Number 3 is diving _____ the pool.
4. Number 4 is climbing _____ the pool.
5. Number 5 is flying _____ the pool.
6. Number 6 is walking _____ the gate.
7. Number 7 is walking _____ the pool.
8. Number 8 is walking _____ the pool.

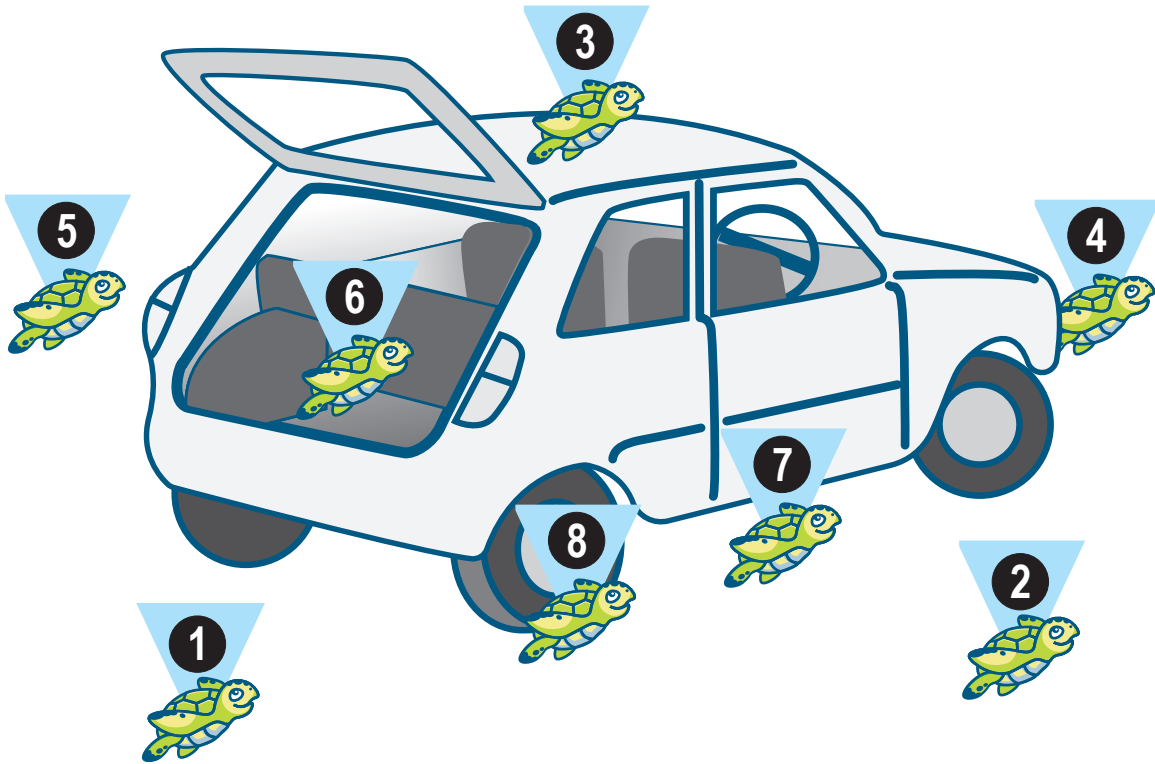


Turn to page 24



Exercise 3

Look at the picture below. Write where the tortoises are.



Tortoise Number 1 is _____ the car.

Tortoise Number 2 is _____ the car.

Tortoise Number 3 is _____ the car.

Tortoise Number 4 is _____ the car.

Tortoise Number 5 is _____ the car.

Tortoise Number 6 is _____ the car.

Tortoise Number 7 is _____ the wheels.

Tortoise Number 8 is _____ the tyre.

UNIT 20: MEASUREMENT AND SHAPES AND SOLIDS



Turn to page 25

Look at the pictures and read the text below.

Here you can see some things we use for measuring.

A ruler can be used to measure the length, width/breadth or depth of something small. Another thing we use to measure length, width, breadth or depth is a tape measure. A tape measure can be used to measure your height too. Measurements are made in millimetres (mm), centimetres (cm), metres (m) or kilometres (km).

People also like to measure how long they live. This is called their age. Age is measured in years.

A thermometer is used to measure how hot or cold something is. We call this its temperature. In Australia temperature is usually measured in degrees Celsius (°C). People often measure their temperature when they are sick. The normal temperature for a person who is not sick is 37°C.

Scales are used to measure how heavy something is. We call this its weight. Weight is measured in milligrams (mg), grams (gm), kilograms (kg) or tonnes (t).

See the tank in the picture. The tank has water inside. We can measure how much water the tank will hold by measuring the volume of the tank. Volume is measured in litres (L) and cubic metres (m³).



Exercise 1

Read the questions below. Tick what we want to know about when we ask that question. The first one has been done for you.

Question	Age	Weight	*Temp	Length (incl Width/ Breadth/ Depth)	Height	Volume
How hot is it today?			✓			
How old are you?						
What is the length of the tank?						
What is the volume of the tank?						
How much do you weigh?						
What is your height?						

*Temp = Temperature

Exercise 1 (continued)

Question	Age	Weight	*Temp	Length (incl Width/ Breadth/ Depth)	Height	Volume
What is the temperature today?						
How much water is in the tank?						
What is your age?						
What is your weight?						
What is the depth of the tank?						
How tall are you?						
How wide is the tank?						
What age are you?						
What weight are you?						
How long is the tank?						
How deep is the tank?						
What temperature is it today?						
What height are you?						
What is the width of the tank?						
How wide is the tank?						
What do you weigh?						

*Temp = Temperature

**Exercise 2****Measure the following.**

1. Length of your desk _____
2. Width of your desk _____
3. Length of your calculator _____
4. Length of your folder _____
5. Width of your picture dictionary _____

**Exercise 3****Now use the questions from Exercise 1 to conduct a class survey. Find out the age, height and weight of ten students in your class.**

Family name	Given name	Age	Height	Weight
1.				
2.				
3.				
4.				
5.				
6.				
7.				
8.				
9.				
10.				



Turn to page 26



Exercise 4 What solid is it?

1. A solid with the shape of a ball is a **s** _____.
2. A solid with the shape of a glass is a **c** _____.
3. A solid with the shape of half an orange is a **h** _____.
4. A solid with the shape of a cornetto ice cream is a **c** _____.
5. A solid with the shape of a dice is a **c** _____.



Exercise 5 Look at the figures and fill in the blanks in the sentences below. Use the words in the box below.

diameter	equal	parallel	right	four	six	sides
circumference	parallel	four	radius	five	four	oval

1. A square has _____ equal sides.
2. A rectangle has opposite _____ equal and four _____ angles.
3. A parallelogram has _____ sides and the opposite sides are _____ and _____.
4. A hexagon has _____ sides.
5. A pentagon has _____ sides.
6. The trapezium is a _____ sided figure with only one pair of opposite sides _____.
7. The outside of a circle is called the _____.
8. A straight line from one side of a circle to the other side and passing through the centre is the _____.
9. A straight line from the middle of the circle to the circumference is called the _____.
10. A figure with the shape of an egg is an _____.

ANSWERS

UNIT 1: SCHOOL

Exercise 1



True or False.

1. True
2. False
3. False
4. True
5. True
6. False
7. False
8. False
9. True
10. False


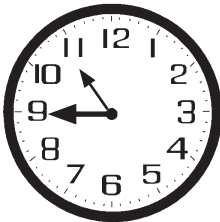
Exercise 2

Put the right times on the clocks.



1. School starts.
2. Deyana takes her late note to the office.



3. Recess starts.
4. Recess finishes.





5. Deyana's class goes back to the classroom for lessons.
6. Lunch starts.



Exercise 2 (continued)

7. Afternoon lessons start.
8. School finishes.



Exercise 3

Where are they?

1. classrooms
2. gym
3. sports oval
4. office
5. change room
6. canteen
7. playground
8. classroom

Exercise 4

Fill in the blanks.

1. school
2. class
3. sports oval
4. soccer
5. recess
6. classroom
7. lunch
8. 1.15 p.m.
9. finishes

Exercise 5

Put the times on the clocks. *Student's own work.*

Exercise 6

School day. *Student's own work.*

UNIT 2: CLASSROOM

Exercise 1

True or False.

- | | |
|----------|----------|
| 1. False | 6. False |
| 2. True | 7. False |
| 3. True | 8. True |
| 4. False | 9. False |
| 5. False | 10. True |

Exercise 2

Put the following words in alphabetical order.

- | | |
|---------------|----------------|
| 1. books | 6. desk |
| 2. bookshelf | 7. map |
| 3. calculator | 8. screen |
| 4. classroom | 9. students |
| 5. cupboard | 10. whiteboard |

Exercise 3

Word grid (12 words).

book, bookshelf

calculator, chair, classroom, cupboard

desk

folder

map

pencil

screen

students

c	a	l	c	u	l	a	t	o	r
c	l	a	s	s	r	o	o	m	m
f	s	t	u	d	e	n	t	s	y
o	z	c	u	p	b	o	a	r	d
l	d	m	w	c	h	a	i	r	b
d	e	m	p	e	n	c	i	l	o
e	s	a	s	s	f	l	y	n	o
r	k	p	s	c	r	e	e	n	k
b	b	o	o	k	s	h	e	l	f

Exercise 4

Put in the capital letters and full stops.

This is a classroom. There are two groups of students in the classroom. There is a whiteboard at the front of the classroom. A screen is in front of the whiteboard. A notice board is on the left of the whiteboard. A data projector is in the middle of the room.

There is a cupboard under the window against the wall. The cupboard is shut. To the left of the cupboard there is a bookshelf. There are many books on the bookshelf.

There are some things on the desks in this classroom. A calculator and a pencil case are on one of the desks near the back of the room and a folder is on another desk. A book is on the desk near the group of four students.

Exercise 5

Copy the corrected story on the lines below. *Student's own work.*

UNIT 3: COMPUTER

Exercise 1

True or False.

- | | |
|----------|---------|
| 1. True | 4. True |
| 2. False | 5. True |
| 3. False | |

Exercise 2

Missing letters.

- | | |
|------------------------------|--------------------------------|
| 1. <u>c</u> able | 6. <u>m</u> onitor |
| 2. <u>k</u> ey <u>b</u> oard | 7. <u>m</u> ouse |
| 3. <u>m</u> enu | 8. <u>p</u> ower <u>p</u> oint |
| 4. <u>p</u> rint <u>e</u> r | 9. <u>p</u> lug |
| 5. <u>s</u> creen | 10. DVD <u>d</u> rive |

Exercise 3

Word grid (10 words).

m	e	r	n	e	x	r	t	u	o	n
p	o	k	e	y	b	o	a	r	d	d
o	c	v	p	r	i	n	t	e	r	d
w	a	s	r	b	m	w	s	s	m	D
e	b	n	a	c	o	w	m	f	o	V
r	l	y	n	g	u	v	e	y	n	D
p	e	f	e	j	s	x	n	p	i	d
o	p	a	r	k	e	q	u	r	t	r
i	l	l	s	k	i	t	c	h	o	i
n	u	s	c	r	e	e	n	z	r	v
t	g	n	o	u	v	e	l	a	r	e

Exercise 4

What is it?

- keyboard
- printer
- monitor
- screen
- mouse
- laptop
- USB flash drive
- DVD drive
- power point
- switch

UNIT 4: FAMILY

Exercise 1

True or False.

1. True
2. False
3. True
4. False
5. False
6. False
7. False
8. True
9. False
10. True

Exercise 2

Fill in the blanks.

1. brother
2. mother
3. cousin
4. father
5. wife
6. son
7. grandparents
8. parents
9. children
10. aunt

Exercise 3

Fill in the blanks.

1. Afghanistan
2. came
3. Mortaza
4. Fatima
5. cousins
6. Mortaza
7. Reza
8. year
9. Aliya
10. IEC

Exercise 4

Replace the words with the correct pronouns.

1. He
2. She
3. They
4. They
5. They
6. He
7. She
8. They

Exercise 5

Questions and answers. *Student's own work.*

Exercise 6

Sugianto's story.

1. is
2. comes
3. has
4. speaks
5. live

Exercise 7

Write your own story. *Student's own work.*

UNIT 5: FOOTWEAR, JEWELLERY AND UNDERWEAR

Exercise 1

True or False.

- | | |
|----------|----------|
| 1. False | 6. True |
| 2. True | 7. True |
| 3. False | 8. True |
| 4. True | 9. False |
| 5. False | 10. True |

Exercise 2

Fill in the blanks with the correct form of the verb.

- | | |
|----------|----------|
| 1. needs | 6. go |
| 2. goes | 7. see |
| 3. buys | 8. needs |
| 4. go | 9. go |
| 5. pays | 10. meet |

Exercise 3

Tick the phrase where the word pair is used correctly.

- | | |
|-----------------------|-------------------------------------|
| 1. a pair of earrings | <input checked="" type="checkbox"/> |
| 2. a pair of rings | <input type="checkbox"/> |
| 3. a pair of socks | <input checked="" type="checkbox"/> |
| 4. a pair of boots | <input checked="" type="checkbox"/> |
| 5. a pair of watches | <input type="checkbox"/> |
| 6. a pair of slippers | <input checked="" type="checkbox"/> |
| 7. a pair of sandals | <input checked="" type="checkbox"/> |
| 8. a pair of shoes | <input checked="" type="checkbox"/> |
| 9. a pair of singlets | <input type="checkbox"/> |
| 10. a pair of thongs | <input checked="" type="checkbox"/> |

Exercise 4

Change the underlined verbs in the sentences to the present continuous tense.

- is walking
- is buying
- are going
- are leaving
- are going
- is paying
- is buying
- are going

Exercise 5

Fill in the blanks.

- family
- pairs
- supermarket
- bought
- bangle
- ring
- watch
- went

UNIT 6: PARTS OF THE BODY

Exercise 1

Put the following words in alphabetical order.

- | | |
|--------------|-------------|
| 1. chest | 7. mouth |
| 2. chin | 8. nose |
| 3. foot | 9. shoulder |
| 4. forehead | 10. stomach |
| 5. hip | 11. thumb |
| 6. moustache | 12. toe |

Exercise 2

Write the plural of the following words.

1. hands
2. legs
3. ankles
4. hips
5. feet
6. toes
7. faces
8. teeth
9. hair
10. moustaches

Exercise 3

What am I?

- | | |
|----------|--------------|
| 1. eyes | 6. moustache |
| 2. ears | 7. beard |
| 3. nose | 8. neck |
| 4. hands | 9. wrist |
| 5. teeth | 10. hair |

Exercise 4

Word grid. (19 words)

- | | |
|------------------------|-------------------|
| bottom | moustache, mouth |
| cheek, chest, chin | neck, nose |
| ear | shoulder, stomach |
| finger, foot, forehead | tooth |
| hair, head, hip | |
| knee | |

s	t	o	m	a	c	h	y	m	f
s	h	o	u	l	d	e	r	o	o
n	b	o	t	t	o	m	m	u	r
o	f	e	c	h	e	s	t	t	e
s	i	a	c	c	h	i	n	h	h
e	n	r	h	h	e	a	d	h	e
f	g	h	e	f	h	a	i	r	a
o	e	i	e	y	o	e	e	k	d
o	r	p	k	t	o	o	t	h	q
t	n	e	c	k	k	n	e	e	u
m	o	u	s	t	a	c	h	e	p

UNIT 7: ILLNESS AND MEDICATION

Exercise 1

True or False.

- | | |
|----------|----------|
| 1. True | 6. False |
| 2. True | 7. True |
| 3. False | 8. False |
| 4. True | 9. True |
| 5. True | 10. True |

Exercise 2

Replace the underlined words with the correct pronouns.

- | | |
|--------|---------|
| 1. He | 5. He |
| 2. She | 6. She |
| 3. He | 7. It |
| 4. He | 8. They |

Exercise 3

Change the underlined verbs in the following sentences from the present continuous tense to the simple present tense.

- wait
- holds
- cries
- walks
- opens
- calls
- gives

Exercise 4

Join the sentences using **because**.

- Many people are in the waiting room of the doctor's surgery **because** they are waiting to see the doctor.
- A little boy is holding his nose with his fingers **because** he has a nose bleed.
- His younger sister is crying **because** she has a cut on her finger.
- He has a bandage around his arm **because** his arm is broken.
- He looks weak **because** he has a stomach-ache.
- He is holding a handkerchief to his nose **because** he has a runny nose.
- The little girl is crying **because** the doctor gave her an injection.
- The doctor is giving her some tablets **because** she has a fever.
- She is going to the dentist **because** she has a toothache.
- She is absent today **because** she has a headache.

UNIT 8: FOOD

Exercise 1

Write the prices.

1. \$5.15
2. \$4.92
3. \$90.00
4. \$9.30
5. \$8.32

Exercise 2

Write the plural of the following words.

- | | |
|-------------|---------------|
| 1. sausages | 6. chops |
| 2. biscuits | 7. cakes |
| 3. rice | 8. sandwiches |
| 4. lobsters | 9. steaks |
| 5. chickens | 10. pasta |

Exercise 3

Put the following words in alphabetical order.

- | | |
|------------|------------|
| 1. cereal | 6. pasta |
| 2. chicken | 7. rice |
| 3. chop | 8. sausage |
| 4. fish | 9. soup |
| 5. lobster | 10. steak |

Exercise 4

Fill in the blanks with is or are.

- | | |
|--------|--------|
| 1. are | 6. is |
| 2. are | 7. are |
| 3. is | 8. is |
| 4. is | 9. is |
| 5. is | 10. is |

Exercise 5

Rewrite using contractions for the underlined words in the following sentences.

1. I'm
2. She's
3. He's
4. We're
5. They're
6. You're

Exercise 6

Tick the phrase where a piece of is used correctly.

1. a piece of cake
2. a piece of soup
3. a piece of rice
4. a piece of bread
5. a piece of cereal

UNIT 9: FRUIT

Exercise 1

Fill in the blanks.

- | | |
|-----------------|------------------|
| 1. apples | 6. grapes |
| 2. cherries | 7. mango |
| 3. strawberries | 8. pineapple |
| 4. melon | 9. lemon |
| 5. oranges | 10. castor sugar |

Exercise 2

What am I?

- | | |
|---------------|--------------|
| 1. cherry | 6. pineapple |
| 2. watermelon | 7. banana |
| 3. coconut | 8. mandarin |
| 4. apple | 9. grape |
| 5. lemon | 10. tomato |

Exercise 3

Fill in the blanks in the following sentences with adjectives.

- The cherry is **small** and **dark red**.
- The watermelon is **big, hard** and **light green** on the outside.
- The coconut is **hard** and **round** with a **brown** shell.
- The apple is **round** and can be **red** or **green**.
- The lemon is **oval** and **hard**. Its skin is **yellow**.

Exercise 4

Fill in the blanks with one of the following verbs.

- | | |
|-----------|--------|
| 1. Wash | 5. Put |
| 2. Cut | 6. Add |
| 3. Remove | 7. Mix |
| 4. Cut | |

Exercise 5

Group the following fruits according to their skin type.

Hard skin	Soft skin
pineapple	cherry
coconut	banana
lemon	strawberry
watermelon	grape

Exercise 6

Group the following words according to the part of speech.

Noun	Adjective
date	hard
strawberry	sweet
pineapple	red
melon	sour
lemon	juicy

UNIT 10: VEGETABLES

Exercise 1

Fill in the blanks.

1. vegetables
2. seedlings
3. vegetables
4. names
5. onion
6. trees
7. cabbage
8. garlic
9. hot potato chips
10. vegetables

Exercise 2

Group the following vegetables according to their colours on the inside.

Green	Orange	Yellow	White
broccoli	carrot	sweet corn	zucchini
beans			cucumber
peas			garlic
lettuce			onion

Exercise 3

Put the following words in alphabetical order.

1. bean
2. broccoli
3. carrot
4. cucumber
5. garlic
6. lettuce
7. mushroom
8. onion
9. potato
10. zucchini

Exercise 4

Class survey. *Student's own work.*

Exercise 5

About you. *Student's own work.*

UNIT 11: HOUSE

Exercise 1

Number the sentences below so that they are in the correct order from 1 to 10.

2. Junjing plays games on his computer.
4. Junjing has breakfast.
8. Junjing and his family go to a Chinese restaurant for dinner.
10. Junjing and his family go to bed about 11.00 p.m.
6. Junjing and his family have lunch in the backyard.
7. Junjing helps his father.
3. Junjing cleans his teeth and has a shower.
5. Junjing helps his mother in the laundry.
1. Junjing wakes up.
9. Junjing and his family watch television.

Exercise 2

Which room is it?

1. b a t h r o o m
2. l i v i n g r o o m
3. b e d r o o m
4. g a r a g e
5. k i t c h e n
6. b a t h r o o m
7. l a u n d r y

Exercise 3

Join each pair of sentences with **and**.

1. Junjing cleans his teeth **and** has a shower in the bathroom.
2. Junjing washes the dishes **and** eats his breakfast in the kitchen.
3. Junjing listens to music **and** plays with his computer in the bedroom.
4. Junjing mows the lawn **and** sweeps the leaves in the backyard.
5. Junjing's mother washes the clothes **and** irons the clothes in the laundry.
6. Junjing's sister watches television **and** listens to music in the living room.

Exercise 4

Questions and answers. *Student's own work.*

Exercise 5

Fill in the blanks. *Student's own work.*

Exercise 6

Fill in the blanks using **has** or **doesn't have**. *Student's own work.*

Exercise 7

Fill in the blanks with **usually**, **sometimes**, **often**, **never** or **always**. *Student's own work.*

UNIT 12: KITCHEN AND LAUNDRY

Exercise 1

Fill in the blanks with **is** or **are**.

- | | |
|--------|--------|
| 1. is | 6. are |
| 2. is | 7. is |
| 3. is | 8. is |
| 4. are | 9. are |
| 5. is | 10. is |

Exercise 2

Fill in the blanks.

- Ava's kitchen **is big**.
- A **sink** is **in front of** the window.
- The **microwave oven** is on **the bench** on the right of the **fridge**.
- The **dishwasher** is under the bench to the **left** of the sink.
- Some **cupboards** are along the wall **under** the sink.
- To the left of **the sink** is the **stove top**.
- The refrigerator is on the other **side** of the **room**, on the right of the doorway into the laundry.
- Ava **has** a washing machine, some big **laundry tubs** and a **clothes** dryer.
- The **dryer** is **above** the washing machine.
- Ava does the **washing** in the laundry.

Exercise 3

Match the beginning of the sentences in Part A with the end of the sentences in Part B.

Part A

- Ava's kitchen
- In front of the window
- Some cupboards are
- The dishwasher is
- The stove top is
- The microwave oven is
- The laundry is
- Ava does the washing
- The washing machine is
- The dryer is

Part B

- is a sink.
- above the washing machine
- to the left of the sink.
- is big.
- along the wall under the sink.
- on the bench on the right of the fridge.
- under the bench on the left of the sink.
- below the dryer.
- next to the kitchen.
- in the laundry.

Exercise 4

Change the underlined words to the pronouns **it**, **he** or **they**.

- | | |
|---------|---------|
| 1. It | 6. They |
| 2. They | 7. She |
| 3. It | 8. it |
| 4. They | 9. It |
| 5. It | 10. It |

UNIT 13: TRANSPORT AND COMMUNICATION

Exercise 1

True or false.

- | | |
|----------|-----------|
| 1. True | 6. True |
| 2. True | 7. True |
| 3. False | 8. False |
| 4. False | 9. False |
| 5. True | 10. False |

Exercise 2

Fill in the blanks with the correct form of the verb.

- | | |
|-----------|----------|
| 1. are | 6. come |
| 2. lives | 7. rides |
| 3. live | 8. is |
| 4. come | 9. makes |
| 5. drives | 10. is |

Exercise 3

Underline the proper nouns in the sentences below.

1. Jasmine is a student in the IEC.
2. She walks to school every day from Monday to Friday.
3. Rafee and his sister live far from the school.
4. Xinyu and Zeling are brothers.
5. Ilyas rides his bicycle to school.
6. Mr Goodman is Jasmine's art teacher.
7. The students love to look at Mr Goodman's motorbike.
8. Xinyu comes from China.
9. His nationality is Chinese.
10. The students in Jasmine's school must be careful when they cross the road.

Exercise 4

Questions and answers. *Student's own work.*

Exercise 5

Choose from the following short answers. *Student's own work.*

Exercise 6

Conduct a class survey. *Student's own work.*

Exercise 7

Fill in the blanks using the class survey. *Student's own work.*

UNIT 14: CLOTHING AND SEASONS

Exercise 1

Match the months with the seasons by drawing a line from Column A to Column B.

- | Column A | Column B |
|------------------------------------|----------|
| 1. December, January and February | autumn |
| 2. March, April and May | summer |
| 3. September, October and November | winter |
| 4. June, July and August | spring |
-

Exercise 2

Answer the questions by completing the sentences.

- The four seasons are **spring, summer, autumn** and **winter**.
- People like working in their gardens in **spring**.
- The **plants** begin to **grow**.
- The summer months are **December, January** and **February**.
- Many **people** go to the **beach**.
- People should wear a **hat** and **sunscreen**.
- Some trees lose their **leaves** in **autumn**.
- People wear **jumpers** and **cardigans**.
- It gets dark **early**.
- In winter people wear **pants, scarves, coats** and **hats**.

Exercise 3

Fill in the blanks with **is** or **are**.

- are
- are
- is
- is
- are
- is
- is
- are
- are
- are

Exercise 4

Join each pair of sentences with **and**.

- Winter is in June, July and August **and** spring is in September, October and November.
- Leaves start to change colour **and** some trees lose their leaves.
- It get dark early **and** sometimes it rains.
- People wear warm clothes like pants, scarves, coats and hats **and** sometimes they carry umbrellas.
- Plants begin to grow **and** you can hear the birds singing.
- Summer is hot **and** temperatures are high.
- It is warm **and** many people like working in their gardens.

Exercise 5

Underline 8 mistakes.

Summer is cool. Many people go to the beach or swimming pools in winter. Remember to wear a hat an sunscreen when you is outdoors. this are also the season for bushfires.

Exercise 6

Copy the corrected text.

Summer is hot. Many people go to the beach or swimming pools in summer. Remember to wear a hat and sunscreen when you are outdoors. This is also the season for bushfires.

UNIT 15: SPORT

Exercise 1

Answer the questions by completing the sentences.

1. Some popular sports in Australia are **swimming, cricket and tennis.**
2. Some of the sports they play are **softball, soccer, basketball and volleyball.**
3. In summer students **go swimming and play cricket.**
4. They play **soccer for the school.**
5. They go skiing **in the Snowy Mountains.**
6. They are good at **table tennis.**
7. She wants to **teach the students in her class to play badminton.**
8. They always **watch cricket.**
9. On Sundays they **play cricket with their friends and family.**
10. He is learning **to skateboard.**

Exercise 2

Fill in the blanks with the correct form of the verb.

- | | |
|---------|-----------|
| 1. play | 6. thinks |
| 2. are | 7. wants |
| 3. go | 8. watch |
| 4. play | 9. play |
| 5. are | 10. rides |

Exercise 3

Use don't or doesn't to fill in the blanks.

- | | |
|------------|-------------|
| 1. doesn't | 6. don't |
| 2. don't | 7. doesn't |
| 3. don't | 8. doesn't |
| 4. doesn't | 9. don't |
| 5. don't | 10. doesn't |

Exercise 4

Conduct a class survey. *Student's own work.*

Exercise 5

Fill in the blanks using the class survey. *Student's own work.*

UNIT 16: BEACH

Exercise 1

True or false.

- | | |
|----------|----------|
| 1. False | 6. True |
| 2. False | 7. False |
| 3. True | 8. False |
| 4. True | 9. False |
| 5. False | 10. True |

Exercise 2

Replace the following words with the correct pronouns.

- | | |
|---------|-------|
| 1. They | 4. He |
| 2. It | 5. it |
| 3. He | 6. He |

Exercise 3

Fill in the blanks in the story below.

- | | |
|-------------|-------------|
| 1. is | 4. surfing |
| 2. are | 5. watching |
| 3. swimming | |

Exercise 4

Fill in the blanks with the correct adjectives.

1. It is a **hot** day today.
2. **Many** people are at the beach.
3. A **strong** lifesaver is standing on the shore.
4. A surfer is riding the **big** waves.
5. A woman is wearing a **blue** swimming costume.
6. The woman's arms are **red**.
7. The towel near the woman has **blue and white** stripes.

Exercise 4 (continued)

8. The sunhat is white with a **red** ribbon.
9. The man is holding a **long** fishing rod.
10. The fisherman wants to catch some **fresh** fish for dinner.

Exercise 5

Change the following sentences to the past tense using **was** or **were**.

- | | |
|---------|---------|
| 1. was | 6. was |
| 2. were | 7. were |
| 3. was | 8. were |
| 4. was | 9. was |
| 5. was | 10. was |

Exercise 6

Underline 10 mistakes.

One person is swimming outside the flags. A strong lifesaver are standing on the shore. She is watching the swimer and the surfer.

There is a woman lying under her beach towel on the sand. She is wering a brown swimming costume. A crab and a shell are on the sand closeby.

In the distance there is a woman holding a fishing rod.

Exercise 7

Copy the corrected text.

One person is swimming **between** the flags. A strong lifesaver **is** standing on the shore. **He** is watching the **swimmer** and the surfer.

There is a woman **sitting** under her beach **umbrella** on the sand. She is **wearing** a **blue swimming** costume. A crab and a shell are on the sand closeby.

In the distance there is a **man** holding a fishing rod.

UNIT 17: AUSTRALIAN ANIMALS

Exercise 1

Fill in the missing verbs in the following sentences.

1. went
2. saw
3. took
4. answered
5. drew
6. said

Exercise 2

Number the sentences so that they are in the correct order from 1 to 10.

4. They saw the koalas
3. They saw the emus and the echidnas.
2. They saw the kangaroos and the wallabies.
7. They saw the snakes.
9. They saw the platypus.
8. They had lunch.
5. They saw the birds.
6. They had their recess.
1. They walked to the animal park.
10. They walked back to school

Exercise 3

Copy the sentences in the correct order.

1. They walked to the animal park.
2. They saw the kangaroos and the wallabies.
3. They saw the emus and the echidnas.
4. They saw the koalas
5. They saw the birds.
6. They had their recess.
7. They saw the snakes.
8. They had lunch.
9. They saw the platypus.
10. They walked back to school.

Exercise 4

Fill in the blanks.

1. They **went** to the **animal** park.
2. They **went** to the park on **foot**.
3. They **saw** the **wallabies** and **kangaroos** first.
4. She took a **photo** of a **kangaroo** with a **baby** in its pouch.
5. The **emu** is a very **tall** bird that does not **fly**.
6. The koalas were **sleeping** in the eucalyptus **trees**.
7. It said **hello** to the **girls**.

Exercise 5

Story of your last excursion. *Student's own work.*

Exercise 6

Classify the animal according to its body covering.

Name of animal	Body covering				
	Scales	Fur	Hair	Spines	Feathers
Koala		✓			
Fairy penguin					✓
Emu					✓
Echidna				✓	
Dingo		✓			
Kookaburra					✓
Wombat		✓			
Platypus		✓			
Snake	✓				
Kangaroo		✓			

Exercise 7

Write sentences about the animals using singular and plural forms.

1. The koala has fur on its body. Koalas have fur on their bodies.
2. The kookaburra has feathers on its body. Kookaburras have feathers on their bodies.
3. The dingo has fur on its body. Dingoes have fur on their bodies.
4. The fairy penguin has feathers on its body. Fairy penguins have feathers on their bodies.
5. The snake has scales on its body. Snakes have scales on their bodies.

UNIT 18: AUSTRALIANA

Exercise 1

Number the sentences so that they are in the correct order from 1 to 10.

- Bill left the city to look for work.
- Bill got better.
- He found work looking after sheep.
- Some people gave Bill food.
- Bill went back on the road to look for more work.
- Bill had to leave the farm.
- That summer it did not rain and the animals died.
- Bill got hungry and sick.
- He smelt a campfire.
- Once there was a man named Bill.

Exercise 2

Complete the sentences.

- Once there was a man named **Bill**.
- He lived in the city but he couldn't find **work** there.
- He became a **swagman**.
- He stopped at a **farm** and got a **job** there.
- When it did not **rain** that summer, the animals on the farm **died**.
- Bill had to leave the farm and he went on the **road** again.
- He had no **food**.
- He was **hungry** and sick.
- Some people **gave** him some food and he got better.
- Bill **went** back on the road to look for more work.

Exercise 3

Write the past tense of the verbs.

- | | |
|------------|-----------|
| 1. lived | 6. died |
| 2. became | 7. smelt |
| 3. stopped | 8. gave |
| 4. was | 9. stayed |
| 5. did | 10. went |

Exercise 4

Write the questions by filling in the blanks.

- What** was the man's **name**?
The man's name was Bill.
- Where** did Bill **live**?
He lived in the city.
- Why** did Bill **leave** the city?
He left the city because he couldn't find work there.
- Where** did Bill **stop**?
He stopped at a farm.
- What** did Bill **see** in the paddock?
He saw many sheep in the paddock.
- Why** did the sheep and other animals **die**?
The sheep and other animals died because there was no rain.
- Where** did Bill **go** when he left the farm?
He went on the road again.
- Why** did Bill **get** sick?
He got sick because he had no food.
- What** did Bill **smell**?
He smelt a campfire.
- How long** did Bill **stay** with the people?
He stayed with the people for a few days.

UNIT 19: ADJECTIVES AND PREPOSITIONS

Exercise 1

Questions and answers. *Student's own work.*

Exercise 2

Fill in the blanks.

1. Number 1 is swimming **across** the pool.
2. Number 2 is walking **around** the pool.
3. Number 3 is diving **into** the pool.
4. Number 4 is climbing **out of** the pool.
5. Number 5 is flying **over** the pool.
6. Number 6 is walking **through** the gate.
7. Number 7 is walking **towards** the pool.
8. Number 8 is walking **away from** the pool.

Exercise 3

Write where the tortoises are.

1. behind
2. on the right of
3. on top of
4. in front of
5. on the left of
6. inside
7. between
8. against

UNIT 20: MEASUREMENT AND SHAPES AND SOLIDS

Exercise 1

Tick what we want to know about when we ask the question.

Question	Age	Weight	*Temp	Length (incl Width/ Breadth/ Depth)	Height	Volume
How hot is it today?			✓			
How old are you?	✓					
What is the length of the tank?				✓		
What is the volume of the tank?						✓
How much do you weigh?		✓				
What is your height?					✓	
What is the temperature today?			✓			
How much water is in the tank?						✓
What is your age?	✓					
What is your weight?		✓				
What is the depth of the tank?				✓		
How tall are you?					✓	
How wide is the tank?				✓		
What age are you?	✓					
What weight are you?		✓				
How long is the tank?				✓		
How deep is the tank?				✓		
What temperature is it today?			✓			
What height are you?					✓	
What is the width of the tank?				✓		
How wide is the tank?				✓		
What do you weigh?		✓				

Exercise 2

Measure the object. *Student's own work.*

Exercise 3

Conduct a class survey. *Student's own work.*

Exercise 4

What solid is it?

1. sphere
2. cylinder
3. hemisphere
4. cone
5. cube

Exercise 5

Fill in the blanks.

1. A square has **four** equal sides.
2. A rectangle has opposite **sides** equal and four **right** angles.
3. A parallelogram has **four** sides and the opposite sides are **parallel** and **equal**.
4. A hexagon has **six** sides.
5. A pentagon has **five** sides.
6. A trapezium is a **four** sided figure with only one pair of opposite sides **parallel**.
7. The outside of a circle is called the **circumference**.
8. A straight line from one side of a circle to the other side and passing through the centre is the **diameter**.
9. A straight line from the middle of a circle to the circumference is called the **radius**.
10. A figure with the shape of an egg is an **oval**.