

Dictionary of Education Language

One way to improve the quality of a professional experience placement is to provide preservice teachers with a list of educational acronyms and respectful language.

Who implements this strategy

Professional experience coordinator (PEXC) or supervisor (ST)

How is it implemented?

- After discussing the booklet and checking for understanding, email the pre-service teacher (PST) the booklet.
- ST will model the correct use of the language in all settings .

What is the benefit of implementing this strategy

- PST develop a deeper understanding of the power of language .

Success indicators

- An indicator that the strategy is working as intended: PST are actively using teacher talk and correct language to support student's wellbeing.
- An indicator that the strategy is *not* working as intended: PST are unaware that the language they use can marginalise disadvantaged groups.

Table of Contents

Respectful Person-Centred Language – General Terms	2
Respectful Language - School/Education Setting Specific	3
Acronyms - General Educational Settings	4
Acronyms - Special Educational Settings	6
Acronyms - Disability Codes	7
Commonly Used Key Word Sign (KWS)	8

Respectful Person - Centred Language – Generic Terms

Inappropriate Term	Respectful Language	Context/additional information
Mentally handicapped/retarded	Intellectually impaired	Or 'intellectual disability'
Disabled child/ren	Child with a disability/impairment	Or 'student'
Cripple/d; spastic	Physical disability/ cerebral palsy	
Disabled	Accessible	Flip the reference eg parking/toilet
Wheelie; wheelchair bound	Wheelchair user	
Confined to a wheelchair	Uses a wheelchair	Or wheelchair user
Down's girl; Mongol	Girl with Down Syndrome or Trisomy 21	
"S/he's got Down's"	Child who presents with... (syndrome)	
...suffers with...	...presents with...	syndrome
Normal children; healthy children	Children	Mainstream or neurotypical children
Psycho; crazy;	Mental health needs; highly anxious	Erratic/ unpredictable/ challenging
Terminally ill	Life limiting	
Fit; fitting; attack	Seizure	Ictal activity

Respectful Language - School/Education Setting Specific

Inappropriate Term	Respectful Language	Context/additional information
Feeding time	Eating programs; mealtime programs	Assistance needs for eating
Tantrum; lost-it	Mental health needs; sensory overload, emotional dysregulation	Escalating behavior; highly anxious, requires support to regulate emotions
Nappies	Incontinence pads/ products	So that it does not belittle our older students
Nappy changing	Meeting hygiene needs/personal care/personal hygiene program	So that it does not belittle our older students
Bib	Apron/ tabard	So that it does not belittle our older students
Sheltered workshop	ADE	Australian Disability Enterprises
	SLES	School Leavers Employment Support
Group Home	SIL	Supported Independent Living
	SDA	Specialist Disability Accommodation

Acronyms - General Educational Settings

Acronym	Term	Notes
ACER	Australian Council for Educational Research	
AITSL	Australian Institute for Teaching and School Leadership	
AP	Assistant Principal	
APLaST	Assistant Principal Learning and Support Team	
ARC	Australian Research Council	
ASR	Annual School Report	
BSP	Behaviour Support Plan	
CESE	Centre for Educational Statistics and Evaluation	
CWU	Child Wellbeing Unit	
DCJ	Department of Communities of Justice	Formally DoCs and FaCs
DDA	Disability Discrimination Act	
DoE	Department of Education	
DP	Deputy Principal	
DSE	Disability Standards for Education	
EAL/D	English as an Additional Language/ Dialect	
ERN	Enrolment Registration Number	
HCP	Health Care Plan	
HSLO	Home School Liaison Officer	
IL	Instructional Leader	
LaST	Learning and Support Team	

LOTE	Language Other Than English	
NAP	New Arrivals Program	
Acronyms - General Educational Settings		
NESA	New South Wales Education Standards Authority	
OOHC	Out of Home Care	
PBL	Positive Behaviour for Learning	
PD	Professional Development	
PDP	Professional Development Plan	
PL	Professional Learning	
PPA	Primary Principals Association	
RA	Risk Assessment	
SAM	School Administration Manager	1 per school
SAO	School Administration Officer	
SDD	School Development Day	SDD
SIP	Strategic Improvement Plan	
SLSO	School Learning Support Officer	Used to be called teacher's aides
SPA	Secondary Principals Association	
SRN	Student Registration Number	

Acronyms - Special Educational Settings		
Acronym	Term	Notes
ASTP	Assisted School Travel Program	Based in Wollongong
ATSO	Assisted Travel Support Officer	Supports students on transport
IEP	Individual Education Plan	
ILP	Individual Learning Plan	

ISTH	Itinerant Support Teacher- hearing	Specialist teacher
ISTV	Itinerant Support Teacher- vision	Specialist teacher
KWS	Key Word Sign	
OT	Occupational Therapist	

Acronyms - Special Educational Settings

PECS	Picture Exchange Communication System	A prescriptive program to teach communication skills
PCS	Picture Communication Symbol	Any visual – not to be confused with PECS
PLP	Personalised Learning Plan	Also known as IEP or ILP
SEPLA	Special Education Principal & Leaders Association	Support organisation
SSP	School for Specific Purposes	Not always referenced

Acronyms - Disability Codes

Code	Term	Notes
IM	Intellectual (impairment) Mild	
IO	Intellectual (impairment) Moderate	
IS	Intellectual (impairment) Severe	
IN1	Intellectual (impairment) Mild	
IN2	Intellectual (impairment) Moderate	
IN3	Intellectual (impairment) Severe	
PH1	Physical disability (at a) moderate (level)	
PH2	Physical disability (at a) severe (level)	
Au	Autism	

VI	Vision impaired	
HI	Hearing impaired	

Commonly Used Key Word Sign (KWS)

Images and descriptions from www.signplanet.net



yes

Tilting at wrist, move fist, palm down, up and down.




no

Shake fist (palm facing down) at wrist left and right twice.



swing

With both hands in a fist at your sides, move hands, simultaneously, forwards and backwards twice.



drink

Move hand up to mouth in a cupped shape, as though holding a cup.




food/ eat

Move hand, with thumb touching fingers, towards mouth twice.




open

Flat hands with sides together, as if the covers of a book, open and close



break

With both hands in a fist, thumbs touching each other and palms down; turn fists upright so that palms face each other in a sharp, quick movement.



please

Start with hand flat, fingertips touching chin. Move hand forward while curling fingers into palm.



thank you

Move flat hand, fingers upwards and palm towards you, from chin, forward in a slight arc.




toilet

Tap the blade of flat hand (palm facing your chest) with pointer finger tip twice.




me

Point towards chest.



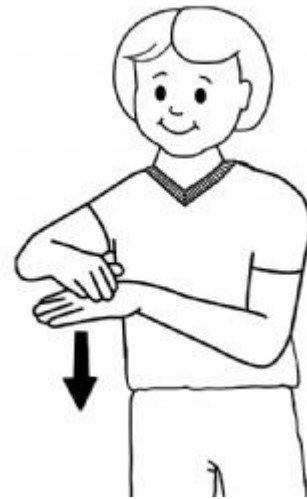
come

With upwards pointing, pointer finger hooked towards you, bring hand towards chest.



stop

Hold flat hand in front of you, fingers upwards, palm out



sit

With hands flat, palms down and crossed at 90 degrees, one hand resting on the other, move both hands downwards.



wait

With hand flat, fingers pointing forward and slightly upwards. Slowly bounce hand downwards twice.



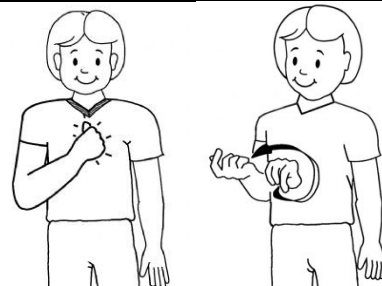
more

Hold hand clawed, palm towards chest. Move hand forward, away from chest slightly.





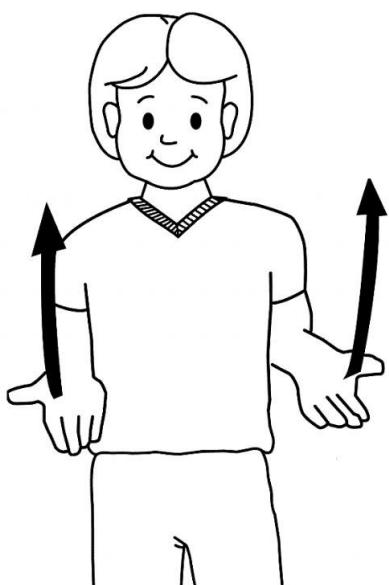

help

With one hand flat, palm upwards and fingertips facing forward; hold other hand bent so that palms face each other and fingertips rest on the palm of first hand. Together, move hands forward in front of stomach.



my turn

1. Place fist, palm in, on chest.
2. Rotate fist in front of body

	
<p>finished</p>	<p>good</p>
<p>Tilt fist, with thumb raised and pointing upwards, from side to side.</p>	<p>Point thumb upwards from fist.</p>
	
<p>Stand up</p>	<p>give</p>
<p>With both hands flat, palms up, fingers pointing forward, thumbs pointing sideways and hands straight out in front of sides at waist; simultaneously lift both hands upwards</p>	<p>Move both hands, flat and palm up, away from your body</p>